

COLONIAL HIGH INCOME MUNICIPAL TRUST

Form N-Q

April 28, 2006

**UNITED STATES  
SECURITIES AND EXCHANGE COMMISSION  
Washington, D.C. 20549**

**OMB APPROVAL**  
OMB Number: 3235-0578  
Expires: February 28, 2006  
Estimated average burden hours per  
response.....20.00

**FORM N-Q**

**QUARTERLY SCHEDULE OF PORTFOLIO HOLDINGS OF REGISTERED  
MANAGEMENT INVESTMENT COMPANY**

Investment Company Act file number 811-5754

Colonial High Income Municipal Trust  
(Exact name of registrant as specified in charter)

One Financial Center, Boston, Massachusetts  
(Address of principal executive offices)

02111  
(Zip code)

James R. Bordewick, Jr., Esq.

Columbia Management Advisors, LLC

One Financial Center

Boston, MA 02111  
(Name and address of agent for service)

Registrant's telephone number, including area code: 1-617-426-3750

Date of fiscal year end: 11/30/06

Date of reporting period: 2/28/06

---

**Item 1. Schedule of Investments.**

---

**INVESTMENT PORTFOLIO**

February 28, 2006 (Unaudited)

Colonial High Income Municipal Trust

		Par (\$)	Value (\$)*
<b>Municipal Bonds</b>	<b>153.3%</b>		

**EDUCATION 4.2%**

**Education 2.9%**



Edgar Filing: COLONIAL HIGH INCOME MUNICIPAL TRUST - Form N-Q

<b>CA Educational Facilities Authority</b>			
	Loyola Marymount University, Series 2001, Insured: MBIA		
	(a) 10/01/19	2,025,000	1,122,275
<b>CA Public Works Board</b>			
	UCLA, Series 2002 A, Insured: FSA		
	5.375% 10/01/15	1,010,000	1,103,001
<b>MI Southfield Economic Development Corp.</b>			
	Lawrence University, Series 1998 A, 5.400% 02/01/18	1,000,000	1,024,820
<b>PA Higher Education Facilities Authority</b>			
	Philadelphia University, Series 2004 A, 5.125% 06/01/25	600,000	607,404
<b>VT Educational &amp; Health Buildings Finance Agency</b>			
	Norwich University, Series 1998, 5.500% 07/01/21	1,500,000	1,544,040
<b>WV University</b>			
	Series 2000 A, Insured: AMBAC		
	(a) 04/01/19	1,000,000	567,820
		Education Total	5,969,360
<b>Prep School</b>	<b>1.3%</b>		

Edgar Filing: COLONIAL HIGH INCOME MUNICIPAL TRUST - Form N-Q

<b>CA Statewide Communities Development Authority</b>			
	Crossroads School of Arts & Sciences, Series 1998, 6.000% 08/01/28(b)	1,240,000	1,289,625
<b>MA Industrial Finance Agency</b>			
	Cambridge Friends School, Series 1998, 5.800% 09/01/28	1,000,000	975,470
<b>MI Summit Academy North</b>			
	Series 2005, 5.500% 11/01/35	500,000	473,530
		Prep School Total	2,738,625
	<b>EDUCATION TOTAL</b>		<b>8,707,985</b>

**HEALTH CARE 42.0%**

**Continuing Care Retirement 13.4%**



**CA La Verne**


Brethren Hillcrest Homes,  
Series 2003 B,



Municipal Bonds (continued)	Par (\$)	Value (\$)
[Redacted content]		

**HEALTH CARE (continued)**

**Continuing Care Retirement (continued)**




Edgar Filing: COLONIAL HIGH INCOME MUNICIPAL TRUST - Form N-Q

	6.625% 02/15/25	690,000	759,276
<b>CO Health Facilities Authority</b>	Covenant Retirement Communities, Inc., Series 2005,		
	5.000% 12/01/35	1,400,000	1,404,186
<b>CT Development Authority</b>	Elim Park Baptist, Inc., Series 2003,		
	5.850% 12/01/33	660,000	700,709
<b>FL Capital Projects Finance Authority</b>	Glenridge on Palmer Ranch, Series 2002 A,		
	8.000% 06/01/32	750,000	833,475
<b>FL Lee County Industrial Development Authority</b>	Shell Point Village Project, Series 1999 A,		
	5.500% 11/15/29	600,000	609,936
<b>GA Fulton County</b>	Canterbury Court Project, Series 2004 A,		
	6.125% 02/15/34	750,000	761,782
<b>GA Savannah Economic Development Authority</b>	Marshes of Skidaway, Series 2003 A,		
	7.400% 01/01/34	465,000	491,742
<b>IL Finance Authority</b>	Washington & Jane Smith Community, Series 2005 A,		
	6.250% 11/15/35	1,250,000	1,262,137
<b>IL Health Facilities Authority</b>	Lutheran Senior Ministries, Series 2001,		
	7.375% 08/15/31	900,000	955,863
	Washington & Jane Smith Community, Series 2003 A,		
	7.000% 11/15/32	725,000	776,518
<b>IN Health &amp; Educational Facilities Financing Authority</b>	Baptist Homes of Indiana Inc., Series 2005,		
	5.250% 11/15/35	1,000,000	1,015,200
<b>KS Manhattan</b>	Meadowlark Hills Retirement Home, Series 1999 A,		
	6.375% 05/15/20	650,000	671,301
<b>MA Boston Industrial Development Financing Authority</b>	Springhouse, Inc., Series 1998,		

Municipal Bonds (continued)	Par (\$)	Value (\$)
[Redacted content]		

**HEALTH CARE (continued)**

**Continuing Care Retirement (continued)**



Edgar Filing: COLONIAL HIGH INCOME MUNICIPAL TRUST - Form N-Q

	5.875% 07/01/20	255,000	258,567
<b>MA Development Finance Agency</b>			
	Loomis Communities: Series 1999 A, 5.625% 07/01/15	400,000	405,324
	Series 2002 A, 6.900% 03/01/32	100,000	108,422
<b>MD Westminster Economic Development Authority</b>			
	Carroll Lutheran Village, Inc., Series 2004 A: 5.875% 05/01/21	500,000	516,220
	6.250% 05/01/34	250,000	259,548
<b>NC Medical Care Commission</b>			
	United Methodist Retirement Homes, Inc., Series 2005 C, 5.500% 10/01/32	600,000	608,790
<b>NH Higher Educational &amp; Health Facilities Authority</b>			
	Rivermead at Peterborough, Series 1998: 5.625% 07/01/18	500,000	504,535
	5.750% 07/01/28	500,000	504,020
<b>NJ Economic Development Authority</b>			
	Lions Gate, Series 2005 A: 5.750% 01/01/25	205,000	209,746
	5.875% 01/01/37	830,000	845,720
	Seabrook Village, Inc., Series 2000 A, 8.250% 11/15/30	925,000	1,024,918
	Winchester Gardens, Series 2004 A, 5.750% 11/01/24	750,000	807,735
<b>PA Bucks County Industrial Development Authority</b>			
	Ann s Choice, Inc., Series 2005 A, 6.125% 01/01/25	1,000,000	1,031,590
<b>PA Delaware County Authority</b>			
	Dunwoody Village, Series 2003 A, 5.375% 04/01/17	600,000	636,522
<b>PA Lancaster Industrial Development Authority</b>			
	Garden Spot Village, Series 2000 A, 7.625% 05/01/31	500,000	539,015
<b>PA Montgomery County Industrial Development Authority</b>			
	Whitemarsh Continuing Care Retirement Community, Series 2005:		

Municipal Bonds (continued)	Par (\$)	Value (\$)
[Redacted content]		

**HEALTH CARE (continued)**

**Continuing Care Retirement (continued)**






Edgar Filing: COLONIAL HIGH INCOME MUNICIPAL TRUST - Form N-Q

	6.125% 02/01/28	250,000	262,953
	6.250% 02/01/35	750,000	789,990
<b>TN Johnson City Health &amp; Educational Facilities Authority</b>			
	Appalachian Christian Village, Series 2004 A,		
	6.250% 02/15/32	250,000	254,538
<b>TN Metropolitan Government Nashville &amp; Davidson County</b>			
	Blakeford at Green Hills, Series 1998,		
	5.650% 07/01/24	600,000	597,090
<b>TN Shelby County Health, Educational &amp; Housing Facilities Board</b>			
	Germantown Village, Series 2003 A,		
	7.250% 12/01/34	450,000	471,047
<b>TX Abilene Health Facilities Development Corp.</b>			
	Sears Methodist Retirement Center: Series 1998 A,		
	5.900% 11/15/25	1,000,000	1,010,470
	Series 2003 A, 7.000% 11/15/33	500,000	539,720
<b>TX Houston Health Facilities Development Corp.</b>			
	Buckingham Senior Living Community, Inc., Series 2004 A,		
	7.125% 02/15/34	500,000	545,625
<b>VA Virginia Beach Development Authority</b>			
	Westminster-Canterbury of Hampton, Series 2005:		
	5.250% 11/01/26	250,000	253,525
	5.375% 11/01/32	300,000	303,402
<b>VA Winchester Industrial Development Authority</b>			
	Westminster-Canterbury, Series 2005 A		
	5.300% 01/01/35	750,000	756,022
<b>WI Health &amp; Educational Facilities Authority</b>			
	Clement Manor, Series 1998,		
	5.750% 08/15/24	1,300,000	1,299,220
	Eastcastle Place, Inc., Series 2004,		
	6.125% 12/01/34	350,000	355,947
	Three Pillars Senior Living Communities, Series 2003,		
	5.750% 08/15/26	500,000	518,385
	United Lutheran Program for the Aging, Series 1998,		

Municipal Bonds (continued)	Par (\$)	Value (\$)
[Redacted content]		

**HEALTH CARE (continued)**

**Continuing Care Retirement (continued)**



Edgar Filing: COLONIAL HIGH INCOME MUNICIPAL TRUST - Form N-Q

	5.700% 03/01/28	1,000,000	1,001,410
Continuing Care Retirement Total			27,462,141
<b>Health Services</b>	<b>1.7%</b>		

Edgar Filing: COLONIAL HIGH INCOME MUNICIPAL TRUST - Form N-Q

<b>CO Health Facilities Authority</b>			
	National Jewish Medical & Research Center:		
	Series 1998 B, 5.375% 01/01/29	750,000	755,632
	Series 1998, 5.375% 01/01/23	330,000	334,023
<b>MA Development Finance Agency</b>			
	Boston Biomedical Research Institute, Series 1999:		
	5.650% 02/01/19	200,000	206,264
	5.750% 02/01/29	450,000	469,534
<b>MA Health &amp; Educational Facilities Authority</b>			
	Civic Investments, Inc., Series 2002 A,		
	9.000% 12/15/15	1,000,000	1,213,510
<b>MN Minneapolis &amp; St. Paul Housing &amp; Redevelopment Authority</b>			
	Healthpartners Project, Series 2003		
	6.000% 12/01/21	500,000	549,995
Health Services Total			3,528,958
<b>Hospitals 18.9%</b>			


Edgar Filing: COLONIAL HIGH INCOME MUNICIPAL TRUST - Form N-Q

<b>AR Conway Health Facilities Board</b>			
	Conway Regional Medical Center:		
	Series 1999 A,	425,000	455,430
	6.400% 08/01/29		
	Series 1999 B,		
	6.400% 08/01/29	1,000,000	1,071,600
<b>AR Washington County</b>			
	Washington Regional Medical Center,		
	Series 2005 B,		
	5.000% 02/01/30	750,000	756,420
<b>CA Rancho Mirage Joint Powers Financing Authority</b>			
	Eisenhower Medical Center,		
	Series 2004,		
	5.625% 07/01/29	1,000,000	1,053,280
<b>CA Turlock</b>			
	Emanuel Medical Center, Inc.,		
	Series 2004,		
	5.375% 10/15/34	1,500,000	1,534,725
<b>CO Health Facilities Authority</b>			
	Evangelical Lutheran Good Samaritan Foundation,		
	Series 2005,		
	5.000% 06/01/35	375,000	380,779
	Parkview Medical Center, Inc.,		
	Series 2001,		

Municipal Bonds (continued)	Par (\$)	Value (\$)
[Redacted content]		

**HEALTH CARE (continued)**

**Hospitals (continued)**





Edgar Filing: COLONIAL HIGH INCOME MUNICIPAL TRUST - Form N-Q

	6.600% 09/01/25	300,000	330,864
	Vail Valley Medical Center, Series 2004,		
	5.000% 01/15/20	750,000	774,945
<b>FL South Lake County Hospital District</b>			
	South Lake Hospital, Inc., Series 2003,		
	6.375% 10/01/34	500,000	542,830
<b>FL Tampa</b>			
	H. Lee Moffitt Cancer Center Series 1999 A,		
	5.750% 07/01/29	2,000,000	2,081,860
<b>FL West Orange Healthcare District</b>			
	Series 2001 A, 5.650% 02/01/22	525,000	555,314
<b>IL Health Facilities Authority</b>			
	Thorek Hospital & Medical Center, Series 1998,		
	5.250% 08/15/18	600,000	612,366
<b>IL Southwestern Development Authority</b>			
	Anderson Hospital, Series 1999,		
	5.500% 08/15/20	225,000	232,749
<b>IN Health Facility Financing Authority</b>			
	Community Foundation of Northwest Indiana, Inc., Series 2004 A,		
	6.000% 03/01/34	575,000	613,220
<b>LA Public Facilities Authority</b>			
	Touro Infirmary, Series 1999 A,		
	5.625% 08/15/29	450,000	446,801
<b>MA Health &amp; Educational Facilities Authority</b>			
	Jordan Hospital, Series 2003 E,		
	6.750% 10/01/33	500,000	549,055
	Milford - Whitinsville Regional Hospital, Series 2002 D,		
	6.350% 07/15/32	1,000,000	1,065,430
<b>MD Health &amp; Higher Educational Facilities Authority</b>			
	Adventist Healthcare, Series 2003 A:		
	5.000% 01/01/16	400,000	413,872
	5.750% 01/01/25	600,000	643,734
<b>MI Dickinson County</b>			
	Series 1999, 5.700% 11/01/18	750,000	777,172
<b>MI Flint Hospital Building Authority</b>			

Municipal Bonds (continued)	Par (\$)	Value (\$)
[Redacted content]		

**HEALTH CARE (continued)**

**Hospitals (continued)**




Edgar Filing: COLONIAL HIGH INCOME MUNICIPAL TRUST - Form N-Q

	Hurley Medical Center, Series 1998 A, 5.375% 07/01/20	450,000	449,744
<b>MN St. Paul Housing &amp; Redevelopment Authority</b>			
	HealthEast, Inc., Series 2001 A, 5.700% 11/01/15	1,000,000	1,035,710
<b>MN Washington County Housing &amp; Redevelopment Authority</b>			
	HealthEast, Inc., Series 1998, 5.250% 11/15/12	1,300,000	1,333,969
<b>MO Saline County Industrial Development Authority</b>			
	John Fitzgibbon Memorial Hospital, Series 2005, 5.625% 12/01/35	1,250,000	1,256,450
<b>NC Medical Care Commission</b>			
	Stanly Memorial Hospital, Series 1999, 6.375% 10/01/29	1,915,000	2,039,245
<b>NH Higher Educational &amp; Health Facilities Authority</b>			
	Catholic Medical Center, Series 2002, 6.125% 07/01/32	400,000	427,204
	Littleton Hospital Association, Inc.: Series 1998 A, 6.000% 05/01/28	625,000	641,881
	Series 1998 B, 5.900% 05/01/28	780,000	796,427
<b>NJ Health Care Facilities Financing Authority</b>			
	Capital Health Systems, Inc., Series 2003 A, 5.750% 07/01/23	650,000	700,278
<b>NV Henderson</b>			
	St. Rose Dominican Hospital, Series 1998 A, 5.375% 07/01/26	385,000	394,687
<b>NY Dormitory Authority</b>			
	Mount Sinai Hospital, NYU Medical Center: Series 2000 C, 5.500% 07/01/26	850,000	862,707
	Series 2000, 5.500% 07/01/26	400,000	405,980
	North Shore - Long Island Jewish Medical Center, Series 2003, 5.500% 05/01/33	300,000	321,621
<b>OH Highland County Joint Township</b>			
	Hospital District, Series 1999,		

Municipal Bonds (continued)	Par (\$)	Value (\$)
[Redacted content]		

**HEALTH CARE (continued)**

**Hospitals (continued)**



Edgar Filing: COLONIAL HIGH INCOME MUNICIPAL TRUST - Form N-Q

	6.750% 12/01/29	920,000	941,684
<b>OH Lakewood</b>	Lakewood Hospital Association, Series 2003,		
	5.500% 02/15/14	600,000	643,818
<b>OH Miami County Hospital Facilities Authority</b>	Upper Valley Medical Center, Inc., Series 1996 A,		
	6.375% 05/15/26	1,000,000	1,023,630
<b>OH Sandusky County</b>	Memorial Hospital, Series 1998,		
	5.150% 01/01/10	250,000	253,108
<b>PA Allegheny County Hospital Development Authority</b>	Ohio Valley General Hospital, Series 1998 A,		
	5.450% 01/01/28	1,000,000	1,018,770
<b>SC Jobs Economic Development Authority</b>	Bon Secours-St. Francis Medical Center, Series 2002 A,		
	5.500% 11/15/23	1,750,000	1,851,342
<b>SC Lexington County Health Services District Revenue</b>	Lexington Medical Center Project, Refunding, Series 2003,		
	5.500% 11/01/23	750,000	797,167
<b>SD Health &amp; Educational Facilities Authority</b>	Sioux Valley Hospital & Health System, Series 2004 A,		
	5.250% 11/01/34	800,000	837,496
<b>TX Tyler Health Facilities Development Corp.</b>	Mother Frances Hospital, Series 2001,		
	6.000% 07/01/31	1,000,000	1,060,380
<b>VA Prince William County Industrial Development Authority</b>	Potomac Hospital Corp., Series 2003,		
	5.200% 10/01/30	650,000	680,050
<b>VT Educational &amp; Health Buildings Finance Agency</b>	Brattleboro Memorial Hospital, Series 1998,		
	5.375% 03/01/28	1,075,000	1,077,214
<b>WA Health Care Facilities Authority</b>	Kadlec Medical Center, Series 2001,		

Municipal Bonds (continued)	Par (\$)	Value (\$)
[Redacted content]		



**HEALTH CARE (continued)**

**Hospitals (continued)**



Edgar Filing: COLONIAL HIGH INCOME MUNICIPAL TRUST - Form N-Q

	Insured: RAD		
	5.875% 12/01/21	600,000	645,306
<b>WI Health &amp; Educational Facilities Authority</b>			
	Aurora Health Care, Inc., Series 2003,		
	6.400% 04/15/33	525,000	582,603
	Fort HealthCare, Inc., Project, Series 2004,		
	5.750% 05/01/29	1,000,000	1,063,540
	Wheaton Franciscan Services, Series 2002,		
	5.750% 08/15/30	600,000	640,842
Hospitals Total			38,675,299
<b>Intermediate Care Facilities</b>	<b>0.6%</b>		

Edgar Filing: COLONIAL HIGH INCOME MUNICIPAL TRUST - Form N-Q


<b>IL Development Finance Authority</b>			
	Hoosier Care, Inc.,		
	Series 1999 A,		
	7.125% 06/01/34	1,180,000	1,139,998
<b>IN Health Facilities Financing Authority</b>			
	Hoosier Care, Inc.,		
	Series 1999 A,		
	7.125% 06/01/34	150,000	144,915
Intermediate Care Facilities Total			1,284,913
<b>Nursing Homes 7.4%</b>			

Edgar Filing: COLONIAL HIGH INCOME MUNICIPAL TRUST - Form N-Q

<b>AK Juneau</b>			
	St. Ann's Care Center, Inc., Series 1999, 6.875% 12/01/25	1,215,000	1,190,700
<b>CO Health Facilities Authority</b>			
	American Housing Foundation I, Inc., Series 2003 A, 8.500% 12/01/31	460,000	481,220
	Pioneer Health Care, Series 1989, 10.500% 05/01/19	1,790,000	1,449,130
	Volunteers of America Care Facilities: Series 1998 A: 5.450% 07/01/08	120,000	120,127
	5.750% 07/01/20	865,000	883,139
	Series 1999 A, 6.000% 07/01/29	350,000	354,529
<b>IA Finance Authority</b>			
	Care Initiatives: Series 1996, 9.250% 07/01/25	950,000	1,136,884
	Series 1998 B, 5.750% 07/01/18	550,000	547,613
	Series 1998 B: 5.750% 07/01/28	1,475,000	1,371,293
<b>IN Gary</b>			

Municipal Bonds (continued)	Par (\$)	Value (\$)
[Redacted content]		

**HEALTH CARE (continued)**  
**Nursing Homes (continued)**




Edgar Filing: COLONIAL HIGH INCOME MUNICIPAL TRUST - Form N-Q

	West Side Health Care Center, Series 1987 A, 11.500% 10/01/17(c)	1,330,000	399,000
<b>IN Michigan City Health Facilities Authority</b>			
	Metro Health Foundation, Inc. Project, Series 1993, 11.000% 11/01/22(d)	2,294,190	25,810
<b>MA Development Finance Agency</b>			
	AHF/Woodlawn Manor, Inc.: Series 2000 A, 7.750% 12/01/27(c)	1,509,135	679,111
	Series 2000 B, 10.250% 06/01/27(c)	475,907	23,795
	Alliance Health Care Facilities, Series 1999 A, 7.100% 07/01/32	1,270,000	1,302,245
<b>MN Sartell</b>			
	Foundation for HealthCare, Series 1999 A, 6.625% 09/01/29	1,145,000	1,164,499
<b>PA Chester County Industrial Development Authority</b>			
	Pennsylvania Nursing Home, Series 2002, 8.500% 05/01/32	1,585,000	1,650,984
<b>PA Washington County Industrial Development Authority</b>			
	AHF Project, Series 2003, 7.750% 01/01/29	1,211,000	1,262,419
<b>TN Metropolitan Government Nashville &amp; Davidson County Health &amp; Education Board</b>			
	AHF Project, Series 2003, 7.750% 01/01/29	1,141,000	1,189,447
<b>WI Health &amp; Educational Facilities Authority</b>			
	Metro Health Foundation, Inc., Series 1993, 11.000% 11/01/22(d)	2,063,727	23,217
Nursing Homes Total			15,255,162
<b>HEALTH CARE TOTAL</b>			<b>86,206,473</b>

**HOUSING 18.7%**

**Assisted Living/Senior 4.5%**





Edgar Filing: COLONIAL HIGH INCOME MUNICIPAL TRUST - Form N-Q


---

<b>DE Kent County</b>			
	Heritage at Dover, Series 1999, AMT, 7.625% 01/01/30	1,640,000	1,502,469
<b>GA Columbus Housing Authority</b>			

Municipal Bonds (continued)	Par (\$)	Value (\$)
[Redacted content]		

**HOUSING (continued)**

**Assisted Living/Senior (continued)**



Edgar Filing: COLONIAL HIGH INCOME MUNICIPAL TRUST - Form N-Q

	The Gardens at Calvary, Series 1999, 7.000% 11/15/19	480,000	461,573
<b>IL Development Finance Authority</b>			
	Care Institute, Inc., Series 1995, 8.250% 06/01/25	1,195,000	1,232,439
<b>MN Roseville</b>			
	Care Institute, Inc., Series 1993, 7.750% 11/01/23	1,740,000	1,484,899
<b>NC Medical Care Commission</b>			
	DePaul Community Facilities, Series 1999, 7.625% 11/01/29	1,425,000	1,496,307
<b>NY Huntington Housing Authority</b>			
	Gurwin Jewish Senior Center, Series 1999 A: 5.875% 05/01/19	700,000	709,849
	6.000% 05/01/29	775,000	788,462
<b>TX Bell County Health Facility Development Corp.</b>			
	Care Institute, Inc., Series 1994, 9.000% 11/01/24	1,625,000	1,556,994
Assisted Living/Senior Total			9,232,992
<b>Multi-Family 11.9%</b>			


Edgar Filing: COLONIAL HIGH INCOME MUNICIPAL TRUST - Form N-Q

<b>DC Housing Finance Agency</b>	Henson Ridge, Series 2004 E, AMT, Insured: FHA		
	5.100% 06/01/37	1,000,000	1,022,810
<b>DE Wilmington</b>	Electra Arms Senior Association Project, Series 1998, AMT,		
	6.250% 06/01/28	910,000	892,601
<b>FL Broward County Housing Finance Authority</b>	Chaves Lake Apartment Project, Series 2000 A, AMT,		
	7.500% 07/01/40	750,000	780,128
<b>FL Capital Trust Agency</b>	Atlantic Housing Foundation, Inc., Series 2005 C,		
	5.875% 01/01/28	775,000	784,091
<b>FL Clay County Housing Finance Authority</b>	Madison Commons Apartments, Series 2000 A, AMT,		
	7.450% 07/01/40	720,000	726,026
<b>MA Housing Finance Agency</b>	Series 2004 A, AMT, Insured: FSA		

Municipal Bonds (continued)	Par (\$)	Value (\$)
[Redacted content]		

**HOUSING (continued)**

**Multi-Family (continued)**



Edgar Filing: COLONIAL HIGH INCOME MUNICIPAL TRUST - Form N-Q


	5.250% 07/01/25	3,000,000	3,090,000
	Series 2005 E, AMT,		
	5.000% 12/01/28	500,000	504,550
<b>MN Lakeville</b>			
	Southfork Apartments Project:		
	Series 1989 A,		
	9.875% 02/01/20	2,570,000	2,571,208
	Series 1989 B,		
	(a) 02/01/20	902,000	811,800
<b>MN Minneapolis</b>			
	Riverton Community Housing, Inc.,		
	Series 2006 A,		
	5.700% 08/01/40	750,000	744,720
<b>MN Robbinsdale Economic Development Authority</b>			
	Broadway Court,		
	Series 1999 A,		
	6.875% 01/01/26	500,000	511,115
<b>MN Washington County Housing &amp; Redevelopment Authority</b>			
	Cottages of Aspen,		
	Series 1992, AMT,		
	9.250% 06/01/22	950,000	970,339
<b>MN White Bear Lake</b>			
	Birch Lake Townhome Project:		
	Series 1989 A, AMT,		
	10.250% 07/15/19	2,200,000	2,090,000
	Series 1989 B, AMT,		
	(a) 07/15/19	690,000	213,900
<b>NC Medical Care Commission</b>			
	ARC Projects,		
	Series 2004 A,		
	5.800% 10/01/34	750,000	801,720
<b>NM Mortgage Finance Authority</b>			
	Series 2005 E, AMT,		
	Insured: FHA		
	4.800% 09/01/40	1,500,000	1,479,315
<b>NY New York City Housing Development Corp.</b>			
	Series 2005 F-1,		
	4.650% 11/01/25	1,000,000	1,030,600
<b>OH Montgomery County</b>			
	Series 2005, AMT,		
	Insured: FHLMC		
	4.950% 11/01/35	500,000	506,105
<b>Resolution Trust Corp.</b>			
	Pass-Through Certificates,		
	Series 1993 A,		
	8.500% 12/01/16(f)	546,075	537,174



Municipal Bonds (continued)	Par (\$)	Value (\$)
[Redacted content]		

**HOUSING (continued)**

**Multi-Family (continued)**



Edgar Filing: COLONIAL HIGH INCOME MUNICIPAL TRUST - Form N-Q

<b>TN Franklin Industrial Development Board</b>			
	Landings Apartment Project, Series 1996 B, 8.750% 04/01/27	800,000	814,384
<b>TX Affordable Housing Corp.</b>			
	NHT/GTEX Project, Series 2001 C, 10.000% 10/01/31(c)(e)	870,000	8,700
<b>TX Department of Housing &amp; Community Affairs</b>			
	Pebble Brooks Apartments, Series 1998, AMT, Guarantor: FNMA 5.500% 12/01/18	1,000,000	1,040,250
<b>TX El Paso County Housing Finance Corp.</b>			
	American Village Communities: Series 2000 C, 8.000% 12/01/32	375,000	387,131
	Series 2000 D, 10.000% 12/01/32	405,000	419,673
<b>VA Alexandria Redevelopment &amp; Housing Authority</b>			
	Courthouse Commons Apartments, Series 1990 A, AMT, 10.000% 01/01/21	1,500,000	1,239,090
<b>WA Seattle Housing Authority</b>			
	High Rise Rehabilitation Phase I LP, Series 2005, AMT, Insured: FSA 5.000% 11/01/25	500,000	508,410
Multi-Family Total			24,485,840
<b>Single-Family 2.3%</b>			

Edgar Filing: COLONIAL HIGH INCOME MUNICIPAL TRUST - Form N-Q

<b>MA Housing Finance Agency</b>			
	Series 2005 118, AMT, 4.850% 12/01/35	1,750,000	1,736,245
	Series 2005 B, 5.000% 06/01/30	500,000	515,660
<b>ME Housing Authority</b>			
	Series 2005 D-2, AMT, 4.800% 11/15/36	1,000,000	1,001,340
<b>WI Housing &amp; Economic Development Authority</b>			
	Series 2005 C, AMT, 4.875% 03/01/36	1,500,000	1,491,795
Single-Family Total			4,745,040
HOUSING TOTAL			38,463,872

**INDUSTRIALS** 7.1%  
**Food Products** 1.6%



Municipal Bonds (continued)	Par (\$)	Value (\$)
[Redacted content]		

**INDUSTRIALS (continued)**

**Food Products (continued)**





Edgar Filing: COLONIAL HIGH INCOME MUNICIPAL TRUST - Form N-Q

	Anheuser Busch Project, Inc., Series 2002, AMT, 5.950% 02/01/32	1,000,000	1,063,150
<b>LA Southern Louisiana Port Commission</b>			
	Cargill, Inc., Series 1997, 5.850% 04/01/17	1,000,000	1,030,260
<b>MI Strategic Fund</b>			
	Imperial Holly Corp., Series 1998 A, 6.250% 11/01/15	1,250,000	1,268,425
Food Products Total			3,361,835
<b>Forest Products &amp; Paper</b>	<b>2.8%</b>		

Edgar Filing: COLONIAL HIGH INCOME MUNICIPAL TRUST - Form N-Q

<b>AL Camden Industrial Development Board</b>	Weyerhaeuser Co., Series 2003 B, AMT, 6.375% 12/01/24	550,000	601,788
<b>AL Courtland Industrial Development Board</b>	International Paper Co., Series 2003 B, AMT, 6.250% 08/01/25	1,000,000	1,064,260
<b>AL Phenix City Industrial Development Board</b>	Meadwestvaco Corp., Series 2002 A, AMT, 6.350% 05/15/35	550,000	591,530
<b>AR Camden Environmental Improvement Authority</b>	International Paper Co., Series 2004 A, AMT, 5.000% 11/01/18	250,000	248,708
<b>GA Rockdale County Development Authority</b>	Visy Paper, Inc., Series 1993, AMT, 7.500% 01/01/26	1,800,000	1,805,562
<b>MS Lowndes County</b>	Weyerhaeuser Co. Project, Series 1992 B, 6.700% 04/01/22	850,000	1,017,858
<b>VA Bedford County Industrial Development Authority</b>	Nekoosa Packaging Corp., Series 1998, AMT, 5.600% 12/01/25	400,000	395,192
Forest Products & Paper Total			5,724,898

Municipal Bonds (continued)	Par (\$)	Value (\$)
[Redacted content]		

**INDUSTRIALS (continued)**

**Manufacturing 0.9%**



**IL Will-Kankakee Regional Development Authority**

Flanders Corp., Precisionaire Project,  
Series 1997, AMT,  
6.500% 12/15/17

740,000 749,568

**TX Trinity River Authority**

Texas Instruments Project,  
Series 1996, AMT,  
6.200% 03/01/20

1,000,000 1,020,620

Manufacturing Total

1,770,188

**Metals & Mining 0.6%**

Edgar Filing: COLONIAL HIGH INCOME MUNICIPAL TRUST - Form N-Q

<b>NV Department of Business &amp; Industry</b>			
	Wheeling-Pittsburgh Steel Corp.,		
	Series 1999 A, AMT,		
	8.000% 09/01/14(f)	835,000	828,354
<b>VA Greensville County Industrial Development Authority</b>			
	Wheeling-Pittsburgh Steel Corp.,		
	Series 1999 A, AMT,		
	7.000% 04/01/14	465,000	431,557
Metals & Mining Total			1,259,911
<b>Oil &amp; Gas 1.2%</b>			

Edgar Filing: COLONIAL HIGH INCOME MUNICIPAL TRUST - Form N-Q

<b>NJ Middlesex County Pollution Control Authority</b>			
	Amerada Hess Corp., Series 2004, 6.050% 09/15/34	285,000	311,576
<b>TX Gulf Coast Industrial Development Authority</b>			
	Citgo Petroleum, Series 1998, AMT, 8.000% 04/01/28	500,000	562,200
<b>VI Virgin Islands Public Finance Authority</b>			
	Hovensa LLC: Series 2003, AMT, 6.125% 07/01/22	525,000	576,629
	Series 2004, AMT, 5.875% 07/01/22	600,000	649,650
<b>VI Virgin Islands</b>			
	Hovensa LLC, Series 2002, AMT, 6.500% 07/01/21(b)	375,000	424,256
Oil & Gas Total			2,524,311
<b>INDUSTRIALS TOTAL</b>			<b>14,641,143</b>

**OTHER 18.4%**

**Other 0.8%**





---


**NY Convention Center Operating Corp.**

Yale Building Project,  
Series 2003,

Municipal Bonds (continued)	Par (\$)	Value (\$)
[Redacted content]		

**OTHER (continued)**

**Other (continued)**



Edgar Filing: COLONIAL HIGH INCOME MUNICIPAL TRUST - Form N-Q

	(a) 06/01/08	1,700,000	1,566,754
Other Total			1,566,754
<b>Pool/Bond Bank</b>	<b>0.8%</b>		

Edgar Filing: COLONIAL HIGH INCOME MUNICIPAL TRUST - Form N-Q

<b>MI Municipal Bond Authority</b>			
	Local Government Loan, Series 2001 A, Insured: AMBAC		
	5.375% 11/01/17	750,000	811,740
<b>OH Cleveland - Cuyahoga County Port Authority</b>			
	Columbia National Group Inc, Seires 2005 D, AMT,		
	5.000% 05/15/20	820,000	828,807
Pool/Bond Bank Total			1,640,547
<b>Refunded/Escrowed(g) 14.2%</b>			

Edgar Filing: COLONIAL HIGH INCOME MUNICIPAL TRUST - Form N-Q

<b>CA ABAG Finance Authority for Nonprofit Corps.</b>			
	Eskaton Gold River Lodge, Series 1998, Pre-refunded 11/15/08:		
	6.375% 11/15/15	620,000	659,575
	6.375% 11/15/28	550,000	599,297
<b>CA Golden State Tobacco Securitization Corp.</b>			
	Series 2003 B, Pre-refunded 06/01/13:		
	5.500% 06/01/43	750,000	831,322
	Insured: AMBAC		
	5.000% 06/01/43	3,500,000	3,769,325
<b>CA Orange County Community Facilities District</b>			
	Ladera Ranch Pre-refunded 08/15/09, Series 1999 A, 6.700% 08/15/29	500,000	561,130
<b>CA Riverside County Public Financing Authority</b>			
	Series 1997 A, Pre-refunded 10/01/06:		
	5.500% 10/01/22	185,000	191,033
	5.500% 10/01/22	345,000	356,250
<b>CA Statewide Communities Development Authority</b>			
	Eskaton Village - Grass Valley, Series 2000, Pre-refunded 11/15/10, 8.250% 11/15/31(b)	985,000	1,178,730
<b>CO Denver City &amp; County Airport</b>			
	Series 1992 C, AMT: Escrowed to Maturity,		

Municipal Bonds (continued)	Par (\$)	Value (\$)
[Redacted content]		

**OTHER (continued)**

**Refunded/Escrowed(g) (continued)**






Edgar Filing: COLONIAL HIGH INCOME MUNICIPAL TRUST - Form N-Q

	6.125% 11/15/25	2,280,000	2,752,302
	Pre-refunded 03/03/2005,		
	6.125% 11/15/25	2,840,000	2,846,731
<b>CO E-470 Public Highway Authority</b>			
	Series 2000 B,		
	Pre-refunded 09/01/10,		
	Insured: MBIA		
	(a) 09/01/35	8,750,000	1,127,175
<b>CT Development Authority</b>			
	New Haven Residuals LP,		
	Series 1996, AMT,		
	Escrowed to Maturity,		
	8.250% 12/01/06	200,000	206,978
<b>FL Northern Palm Beach County Improvement District</b>			
	Series 1999,		
	Pre-refunded 08/01/09,		
	Insured: MBIA		
	6.000% 08/01/29	750,000	817,597
<b>FL Orange County Health Facilities Authority</b>			
	Orlando Regional Healthcare System,		
	Series 2002,		
	Pre-refunded 12/01/12,		
	5.750% 12/01/32	200,000	223,710
<b>GA Forsyth County Hospital Authority</b>			
	Georgia Baptist Health Care System,		
	Series 1998,		
	Escrowed to Maturity,		
	6.000% 10/01/08	480,000	496,502
<b>ID Health Facilities Authority</b>			
	IHC Hospitals, Inc.,		
	Series 1992,		
	Escrowed to Maturity,		
	6.650% 02/15/21	1,750,000	2,257,762
<b>IL Development Finance Authority</b>			
	Latin School of Chicago,		
	Series 1998,		
	Pre-refunded 08/01/08,		
	5.650% 08/01/28	230,000	240,451
<b>IL Health Facilities Authority</b>			
	Swedish American Hospital,		
	Series 2000,		
	Pre-refunded 05/15/10,		
	6.875% 11/15/30	500,000	560,660
<b>IL University of Illinois</b>			
	Series 2001 A,		
	Pre-refunded 08/15/11,		
	Insured: AMBAC		
	5.500% 08/15/17	685,000	749,554
<b>MA Development Finance Agency</b>			
	Western New England College,		
	Series 2002,		
	Pre-refunded 12/01/12,		
	6.125% 12/01/32	300,000	344,463

Municipal Bonds (continued)	Par (\$)	Value (\$)
[Redacted content]		

**OTHER (continued)**

**Refunded/Escrowed(g) (continued)**



Edgar Filing: COLONIAL HIGH INCOME MUNICIPAL TRUST - Form N-Q

<b>NC Lincoln County</b>			
	Lincoln County Hospital, Series 1991, Escrowed to Maturity, 9.000% 05/01/07	130,000	134,424
<b>NV Henderson</b>			
	St. Rose Dominican Hospital, Series 1998 A, Pre-refunded 07/01/08, 5.375% 07/01/26	115,000	119,963
<b>NY New York City</b>			
	Series 1997 A, Pre-refunded 08/01/06, 7.000% 08/01/07	40,000	41,207
	Series 1997 H, Pre-refunded: 08/01/07, 6.000% 08/01/17	915,000	956,998
<b>PA Delaware County Authority</b>			
	Mercy Health Corp., Series 1996, Escrowed to Maturity: 6.000% 12/15/16	1,400,000	1,455,132
	6.000% 12/15/26	1,000,000	1,039,770
<b>PR Commonwealth of Puerto Rico Public Finance Corp.</b>			
	Series 2002 E, Escrowed to Maturity, 6.000% 08/01/26	155,000	194,231
<b>TN Shelby County Health, Educational &amp; Housing Facilities Board</b>			
	Open Arms Development Centers: Series 1992 A, Pre-refunded 08/01/07, 9.750% 08/01/19	780,000	876,455
	Series 1992 C, Pre-refunded 08/01/12, 9.750% 08/01/19	760,000	853,982
<b>TX Board of Regents</b>			
	University of Texas, Series 2001 B, Escrowed to Maturity, 5.375% 08/15/18	650,000	703,905
<b>WI Health &amp; Educational Facilities Authority</b>			
	Attic Angel Obligated Group, Series 1998, Pre-refunded 11/17/08, 5.750% 11/15/27	1,000,000	1,075,210
<b>WV Hospital Finance Authority</b>			
	Charleston Area Medical Center, Series 2000 A,		

Municipal Bonds (continued)	Par (\$)	Value (\$)
[Redacted content]		

**OTHER (continued)**

**Refunded/Escrowed(g) (continued)**



Edgar Filing: COLONIAL HIGH INCOME MUNICIPAL TRUST - Form N-Q

	Pre-refunded 09/01/10, 6.750% 09/01/30	805,000	916,621
Refunded/Escrowed Total			29,138,445
<b>Tobacco 2.6%</b>			

Edgar Filing: COLONIAL HIGH INCOME MUNICIPAL TRUST - Form N-Q

<b>CA California County Tobacco Securitization Agency</b>			
	Series 2006, (a) 06/01/46	6,500,000	482,365
<b>CA Golden State Tobacco Securitization Corp.</b>			
	Series 2003 A-1, 6.250% 06/01/33	1,800,000	1,969,740
<b>NJ Tobacco Settlement Financing Corp.</b>			
	Series 2003, 6.750% 06/01/39	1,500,000	1,687,125
<b>NY, TSASC, Inc.</b>			
	Series 2006 1, 5.125% 06/01/42	1,000,000	990,960
<b>WA Tobacco Settlement Authority</b>			
	Series 2002, 6.625% 06/01/32	250,000	275,250
Tobacco Total			5,405,440
OTHER TOTAL			37,751,186



**OTHER REVENUE** 3.6%

**Hotels** 1.1%

Edgar Filing: COLONIAL HIGH INCOME MUNICIPAL TRUST - Form N-Q

<b>NJ Middlesex County Improvement Authority</b>			
	Heldrich Associates LLC, Series 2005 B, 6.250% 01/01/37	1,250,000	1,246,738
<b>PA Philadelphia Authority for Industrial Development</b>			
	Doubletree Project, Series 1997 A, 6.500% 10/01/27	1,000,000	1,040,020
<b>Hotels Total</b>			2,286,758
<b>Recreation 1.7%</b>			


Edgar Filing: COLONIAL HIGH INCOME MUNICIPAL TRUST - Form N-Q

<b>CA Agua Caliente Band of Cahuilla Indians</b>			
	Series 2003,		
	5.600% 07/01/13	1,000,000	1,043,910
<b>CA Cabazon Band Mission Indians</b>			
	Series 2004:		
	8.375% 10/01/15(f)	260,000	266,284
	8.750% 10/01/19(f)	970,000	993,988

Municipal Bonds (continued)	Par (\$)	Value (\$)
[Redacted content]		

**OTHER REVENUE (continued)**

**Recreation (continued)**



**CT Mashantucket Western Pequot**

Series 1999 B,



Edgar Filing: COLONIAL HIGH INCOME MUNICIPAL TRUST - Form N-Q

	(a) 09/01/16(f)	1,000,000	582,230
<b>CT Mohegan Tribe Gaming Authority</b>			
	Series 2001, 6.250% 01/01/31(f)	275,000	293,601
<b>NM Red River Sports Facility</b>			
	Red River Ski Area, Series 1998, 6.450% 06/01/07	400,000	401,004
Recreation Total			3,581,017
<b>Retail 0.8%</b>			



Edgar Filing: COLONIAL HIGH INCOME MUNICIPAL TRUST - Form N-Q

<b>NY New York City Industrial Development Agency</b>			
	IAC/Interactive Corp., Series 2005, 5.000% 09/01/35	1,000,000	1,005,790
<b>OH Lake County</b>			
	North Madison Properties, Series 1993, 8.819% 09/01/11	605,000	604,292
Retail Total			1,610,082
<b>OTHER REVENUE TOTAL</b>			<b>7,477,857</b>

**RESOURCE RECOVERY 2.3%**

**Disposal 0.6%**



Edgar Filing: COLONIAL HIGH INCOME MUNICIPAL TRUST - Form N-Q

<b>CA Pollution Control Financing Authority</b>			
	Republic Services, Series 2002 C, AMT, 5.250% 06/01/23	500,000	530,625
<b>UT Carbon County</b>			
	Laidlaw Environmental: Series 1995 A, AMT, 7.500% 02/01/10	250,000	255,060
	Series 1997 A, AMT, 7.450% 07/01/17	500,000	527,650
Disposal Total			1,313,335
<b>Resource Recovery 1.7%</b>			

Edgar Filing: COLONIAL HIGH INCOME MUNICIPAL TRUST - Form N-Q

**MA Development Finance Agency**

Ogden Haverhill  
Associates,  
Series 1999 A, AMT,  
6.700% 12/01/14

250,000 268,795

**MA Industrial Finance Agency**


Ogden Haverhill  
Associates,  
Series 1998 A, AMT:  
5.500% 12/01/13  
5.600% 12/01/19

500,000 509,960  
500,000 511,015

Municipal Bonds (continued)	Par (\$)	Value (\$)
	[Redacted Content]	

**RESOURCE RECOVERY (continued)**

**Resource Recovery (continued)**



**PA Delaware County Industrial  
Development Authority**

Edgar Filing: COLONIAL HIGH INCOME MUNICIPAL TRUST - Form N-Q

	American REF-Fuel Co., Series 1997 A, 6.200% 07/01/19	2,000,000	2,098,640
Resource Recovery Total			3,388,410
RESOURCE RECOVERY TOTAL			4,701,745



**TAX-BACKED 30.2%**  
**Local Appropriated 1.6%**



Edgar Filing: COLONIAL HIGH INCOME MUNICIPAL TRUST - Form N-Q

<b>CA Compton</b>			
	Civic Center & Capital Improvements, Series 1997 A, 5.500% 09/01/15	1,000,000	1,041,980
<b>SC Dorchester County School District No. 2</b>			
	Series 2004, 5.250% 12/01/29	650,000	686,367
<b>SC Laurens County School District No. 55</b>			
	Series 2005, 5.250% 12/01/30	1,050,000	1,086,477
<b>SC Newberry County School District</b>			
	Series 2005, 5.000% 12/01/30	500,000	507,720
Local Appropriated Total			3,322,544
<b>Local General Obligations 9.5%</b>			

Edgar Filing: COLONIAL HIGH INCOME MUNICIPAL TRUST - Form N-Q

<b>CA East Side Union High School District</b>	Series 2003 B, Insured: MBIA		
	5.100% 02/01/20	1,000,000	1,114,280
<b>CA Fresno Unified School District</b>	Series 2002 A, Insured: MBIA		
	6.000% 02/01/18	2,000,000	2,388,960
<b>CA Los Angeles Unified School District</b>	Series 2002 E, Insured: MBIA		
	5.750% 07/01/16	700,000	816,445
<b>CA Montebello Unified School District</b>	Series 2001, Insured: FSA:		
	(a) 08/01/21	1,435,000	728,908
	(a) 08/01/23	1,505,000	695,430
<b>CO Castle Oaks Metropolitan District</b>	Series 2005,		
	6.125% 12/01/35	500,000	498,625
<b>CO Northwest Metropolitan District No. 3</b>	Series 2005,		
	6.250% 12/01/35	500,000	513,015

Municipal Bonds (continued)	Par (\$)	Value (\$)
[Redacted content]		

**TAX-BACKED (continued)**

**Local General Obligations (continued)**



**IL Chicago Board of Education**

Series 1997 A,



Edgar Filing: COLONIAL HIGH INCOME MUNICIPAL TRUST - Form N-Q

	Insured: AMBAC		
	5.250% 12/01/30(h)	8,000,000	8,351,760
<b>NJ Bergen County Improvement Authority</b>			
	Series 2005,		
	5.000% 11/15/24	1,210,000	1,349,573
<b>NY New York City</b>			
	Series 1997 A,		
	7.000% 08/01/07	960,000	987,850
	Series 1997 H,		
	6.000% 08/01/17	485,000	505,831
<b>TX Dallas County Flood Control District</b>			
	Series 2002,		
	7.250% 04/01/32	1,000,000	1,066,290
<b>TX Irving Independent School District</b>			
	Series 1997,		
	Insured: PSFG		
	(a) 02/15/18	1,000,000	598,920
Local General Obligations Total			19,615,887
<b>Special Non-Property Tax 5.5%</b>			



Edgar Filing: COLONIAL HIGH INCOME MUNICIPAL TRUST - Form N-Q

<b>CA San Diego Redevelopment Agency</b>			
	Series 2001, Insured: FSA:		
	(a) 09/01/19	1,910,000	1,052,582
	(a) 09/01/22	1,910,000	922,129
<b>IL Bolingbrook</b>			
	Sales Tax Revenue, Series 2005,		
	(a) 01/01/24	750,000	674,242
<b>IL Metropolitan Pier &amp; Exposition Authority</b>			
	McCormick Place Expansion Project, Series 1993 A, Insured: FGIC		
	(a) 06/15/16	10,000,000	6,522,000
<b>KS Wyandotte County</b>			
	Series 2005, 5.000% 12/01/20	325,000	336,141
<b>NJ Economic Development Authority</b>			
	Cigarette Tax, Series 2004:		
	5.500% 06/15/31	150,000	156,272
	5.750% 06/15/29	1,000,000	1,066,420
<b>PR Commonwealth of Puerto Rico Highway &amp; Transportation Authority</b>			
	Series 2003 AA, Insured: MBIA		
	5.500% 07/01/18	500,000	575,100
Special Non-Property Tax Total			11,304,886

Municipal Bonds (continued)	Par (\$)	Value (\$)
[Redacted content]		

**TAX-BACKED (continued)**

**Special Property Tax 9.1%**




Edgar Filing: COLONIAL HIGH INCOME MUNICIPAL TRUST - Form N-Q

<b>CA Carson Improvement Bond Act 1915</b>			
	Series 1992, 7.375% 09/02/22	35,000	35,991
<b>CA Huntington Beach Community Facilities District</b>			
	Grand Coast Resort, Series 2001-1, 6.450% 09/01/31	750,000	783,443
<b>CA Lincoln Community Facilities District No. 2003-1</b>			
	Series 2004, 5.900% 09/01/24	500,000	534,385
<b>CA Oakdale Public Financing Authority</b>			
	Central City Redevelopment Project, Series 2004, 5.375% 06/01/33	1,375,000	1,427,319
<b>CA Orange County Improvement Bond Act 1915</b>			
	Phase IV, No. 01-1-B, Series 2003, 5.750% 09/02/33	500,000	515,735
<b>CA Placer Unified High School District</b>			
	Series 2000 A, Insured: FGIC (a) 08/01/19	1,700,000	951,490
<b>CA Redwood City</b>			
	Community Facilities District No. 1, Series 2003 B, 5.950% 09/01/28	600,000	623,490
<b>CA Riverside County Public Financing Authority</b>			
	Series 1997, 5.500% 10/01/22	120,000	122,994
<b>CA Temecula Valley Unified School District No. 1</b>			
	Series 2003, 6.125% 09/01/33	400,000	409,600
<b>FL Celebration Community Development District</b>			
	Series 2003 A, 6.400% 05/01/34	990,000	1,049,400
<b>FL Colonial Country Club Community Development District</b>			
	Series 2003, 6.400% 05/01/33	730,000	780,377
<b>FL Double Branch Community Development District</b>			
	Series 2002 A, 6.700% 05/01/34	690,000	752,052

Municipal Bonds (continued)	Par (\$)	Value (\$)
[Redacted content]		

**TAX-BACKED (continued)**

**Special Property Tax (continued)**





Edgar Filing: COLONIAL HIGH INCOME MUNICIPAL TRUST - Form N-Q

	Series 1999 A, 6.250% 11/01/07	40,000	40,027
<b>FL Islands at Doral Southwest Community Development District</b>			
	Series 2003, 6.375% 05/01/35	380,000	401,922
<b>FL Lexington Oaks Community Development District</b>			
	Series 1998 A, 6.125% 05/01/19	345,000	348,443
	Series 2000 A, 7.200% 05/01/30	280,000	290,419
	Series 2002 A, 6.700% 05/01/33	250,000	265,695
<b>FL Orlando</b>			
	Conroy Road Interchange, Series 1998 A: 5.500% 05/01/10	155,000	158,240
	5.800% 05/01/26	300,000	305,997
<b>FL Seven Oaks Community Development District</b>			
	Series 2004 A, 5.875% 05/01/35	295,000	302,820
	Series 2004 B, 5.000% 05/01/09	980,000	982,460
<b>FL Stoneybrook Community Development District</b>			
	Series 1998 A, 6.100% 05/01/19	295,000	297,991
	Series 1998 B, 5.700% 05/01/08	25,000	25,063
<b>FL Westchester Community Development District No.1</b>			
	Series 2003, 6.125% 05/01/35	425,000	446,025
<b>FL Westridge Community Development District</b>			
	Series 2005, 5.800% 05/01/37	1,250,000	1,254,987
<b>GA Atlanta</b>			
	Eastside Project, Series 2005 A, AMT, 5.625% 01/01/16	600,000	618,528
<b>IL Chicago</b>			
	Pilsen Redevelopment, Series 2004 B, 6.750% 06/01/22	450,000	467,847



Municipal Bonds (continued)	Par (\$)	Value (\$)
[Redacted content]		

**TAX-BACKED (continued)**

**Special Property Tax (continued)**



**IL Lincolnshire Special Services Area**  
**No. 1**

Edgar Filing: COLONIAL HIGH INCOME MUNICIPAL TRUST - Form N-Q

	Sedgebrook Project, Series 2004, 6.250% 03/01/34	500,000	525,090
<b>IL Plano Special Service Area No. 4</b>			
	Series 2005 5-B, 6.000% 03/01/35	2,000,000	1,986,820
<b>MI Pontiac Tax Increment Finance Authority</b>			
	Development Area No. 3, Series 2002, 6.375% 06/01/31	550,000	593,120
<b>MI Taylor Tax Increment Finance Authority</b>			
	Series 2001, Insured: FSA 5.375% 05/01/17	1,220,000	1,309,438
Special Property Tax Total			18,607,208
<b>State Appropriated 2.1%</b>			

Edgar Filing: COLONIAL HIGH INCOME MUNICIPAL TRUST - Form N-Q

<b>CA Public Works Board</b>			
	Department of Mental Health,		
	Coalinga State Hospital,		
	Series 2004 A,		
	5.500% 06/01/19	1,000,000	1,111,980
<b>NY Urban Development Corp.</b>			
	University Facilities Grants,		
	Series 1995,		
	5.875% 01/01/21	1,000,000	1,192,120
<b>PR Commonwealth of Puerto Rico Public Finance Corp.</b>			
	Series 2002 E,		
	6.000% 08/01/26	1,645,000	1,979,741
State Appropriated Total			4,283,841
<b>State General Obligations 2.4%</b>			

Edgar Filing: COLONIAL HIGH INCOME MUNICIPAL TRUST - Form N-Q

<b>CA State</b>			
	Series 2003,		
	5.250% 02/01/23	380,000	426,007
<b>TX State</b>			
	Series 1999,		
	5.500% 08/01/35	4,200,000	4,428,522
State General Obligations Total			4,854,529
TAX-BACKED TOTAL			61,988,895

**TRANSPORTATION 8.1%**

**Air Transportation 4.9%**

Edgar Filing: COLONIAL HIGH INCOME MUNICIPAL TRUST - Form N-Q

**CA Los Angeles Regional Airport**

LAXfuel Corp.,  
Series 2001, AMT,  
Insured: AMBAC  
5.250% 01/01/23

750,000

775,455



Municipal Bonds (continued)	Par (\$)	Value (\$)
[Redacted content]		

**TRANSPORTATION (continued)**

**Air Transportation (continued)**



CO Denver City & County Airport


Edgar Filing: COLONIAL HIGH INCOME MUNICIPAL TRUST - Form N-Q

	United Air Lines, Inc., Series 1992 A, AMT, 6.875% 10/01/32	1,000,000	1,008,980
<b>FL Capital Trust Agency</b>			
	Air Cargo-Orlando, Series 2003, AMT, 6.750% 01/01/32	500,000	525,855
<b>IN Indianapolis Airport Authority</b>			
	FedEx Corp., Series 2004, AMT, 5.100% 01/15/17	250,000	262,560
<b>MN Minneapolis &amp; St. Paul Metropolitan Airports Commission</b>			
	Northwest Airlines, Inc. Series 2001 A, AMT, 7.000% 04/01/25(d)	1,050,000	709,769
	Series 2005, AMT, 7.375% 04/01/25(d)	250,000	168,655
<b>NC Charlotte Douglas International Airport</b>			
	US Airways, Inc., Series 1998, AMT, 5.600% 07/01/27	250,000	199,860
	Series 2000, AMT, 7.750% 02/01/28	750,000	756,675
<b>NJ Economic Development Authority</b>			
	Continental Airlines, Inc.: Series 1999, AMT: 6.250% 09/15/19	180,000	177,124
	6.250% 09/15/29	485,000	472,109
	Series 2003, AMT, 9.000% 06/01/33	750,000	818,812
<b>NY New York City Industrial Development Agency</b>			
	American Airlines, Inc, Series 2005, AMT, 7.750% 08/01/31	500,000	538,640
	Terminal One Group-JFK International, Series 2005, AMT, 5.500% 01/01/21	750,000	809,677
<b>TX Alliance Airport Authority</b>			
	Fed Ex Corp., Series 1996, AMT, 6.375% 04/01/21	1,000,000	1,024,620
<b>TX Dallas-Fort Worth International Airport</b>			
	American Airlines, Inc., Series 2000 A, AMT, 9.000% 05/01/29	1,000,000	1,043,560
<b>TX Houston Industrial Development Corp.</b>			
	United Parcel Service, Series 2002, AMT,		

Municipal Bonds (continued)	Par (\$)	Value (\$)
[Redacted content]		

**TRANSPORTATION (continued)**

**Air Transportation (continued)**



Edgar Filing: COLONIAL HIGH INCOME MUNICIPAL TRUST - Form N-Q

	6.000% 03/01/23	725,000	761,018
Air Transportation Total			10,053,369
<b>Airports 0.1%</b>			

**GA Augusta Airport**

Series 2005 C, AMT,  
5.450% 01/01/31

250,000

256,505

Airports Total

256,505

**Toll Facilities 2.6%**



Edgar Filing: COLONIAL HIGH INCOME MUNICIPAL TRUST - Form N-Q

<b>CO E-470 Public Highway Authority</b>			
	Series 2000 B, Insured: MBIA		
	(a) 09/01/18	3,000,000	1,758,330
<b>CO Northwest Parkway Public Highway Authority</b>			
	Series 2001 D, 7.125% 06/15/41		
		1,250,000	1,177,075
<b>VA Richmond Metropolitan Authority</b>			
	Series 1998, Insured: FGIC		
	5.250% 07/15/22	2,000,000	2,280,060
Toll Facilities Total			5,215,465
<b>Transportation 0.5%</b>			

Edgar Filing: COLONIAL HIGH INCOME MUNICIPAL TRUST - Form N-Q

<b>NV Department of Business &amp; Industry</b>			
	Las Vegas Monorail, Series 2000, 7.375% 01/01/40	1,000,000	1,034,850
Transportation Total			1,034,850
TRANSPORTATION TOTAL			16,560,189

**UTILITIES 17.8%**

**Independent Power Producers 2.2%**

Edgar Filing: COLONIAL HIGH INCOME MUNICIPAL TRUST - Form N-Q

<b>NY Port Authority of New York &amp; New Jersey</b>	KIAC Partners, Series 1996 IV, AMT, 6.750% 10/01/11	2,000,000	2,021,920
<b>NY Suffolk County Industrial Development Authority</b>	Nissequogue Cogeneration Partners Facilities, Series 1998, AMT, 5.500% 01/01/23	550,000	515,807
<b>PA Carbon City Industrial Development Authority</b>	Panther Creek Partners Project, Series 2000, AMT, 6.650% 05/01/10	250,000	263,835
<b>PA Economic Development Financing Authority</b>	Northampton Generating,		

<b>Municipal Bonds (continued)</b>	<b>Par (\$)</b>	<b>Value (\$)</b>
[Redacted content]		

**UTILITIES (continued)**

**Independent Power Producers  
(continued)**



Edgar Filing: COLONIAL HIGH INCOME MUNICIPAL TRUST - Form N-Q

	Series 1994 A, AMT, 6.500% 01/01/13	1,000,000	995,150
<b>PR Commonwealth of Puerto Rico Industrial, Tourist, Educational, Medical &amp; Environmental Cogeneration Facilities</b>			
	AES Project, Series 2000, AMT, 6.625% 06/01/26	645,000	701,418
Independent Power Producers Total			4,498,130
<b>Investor Owned 10.1%</b>			

Edgar Filing: COLONIAL HIGH INCOME MUNICIPAL TRUST - Form N-Q

<b>AZ Pima County Industrial Development Authority</b>			
	Tucson Electric Power Co., Series 1997 A, AMT, 6.100% 09/01/25	750,000	751,538
<b>CA Chula Vista Industrial Development Authority</b>			
	San Diego Gas & Electric Co., Series 1996 B, AMT, 5.500% 12/01/21	625,000	681,781
<b>FL Polk County Industrial Development Authority</b>			
	Tampa Electric Co., Series 1996, AMT, 5.850% 12/01/30	1,200,000	1,227,948
<b>IL Bryant</b>			
	Central Illinois Light Co., Series 1993, 5.900% 08/01/23	2,650,000	2,677,401
<b>IN Petersburg</b>			
	Indianapolis Power & Light Co., Series 1995, 6.625% 12/01/24	1,000,000	1,011,590
<b>LA Calcasieu Parish Industrial Development Board</b>			
	Entergy Gulf States, Inc., Series 1999, 5.450% 07/01/10	500,000	501,730
<b>LA West Feliciana Parish</b>			
	Entergy Gulf States, Inc., Series 1999 B, 6.600% 09/01/28	500,000	503,600
<b>MS Business Finance Corp.</b>			
	Systems Energy Resources, Series 1998, 5.875% 04/01/22	2,000,000	2,024,000
<b>MT Forsyth</b>			
	Portland General, Series 1998 A, 5.200% 05/01/33	300,000	309,108




**Par (\$)**                      **Value (\$)**

**Municipal Bonds (continued)**



**UTILITIES (continued)**

**Investor Owned (continued)**



Edgar Filing: COLONIAL HIGH INCOME MUNICIPAL TRUST - Form N-Q

<b>NV Clark County Industrial Development Authority</b>			
	Nevada Power Co., Series 1995 B, AMT, 5.900% 10/01/30	1,250,000	1,250,075
<b>OH Air Quality Development Authority</b>			
	Cleveland Electric Illuminating Co., Series 2002 A, 6.000% 12/01/13	900,000	938,376
<b>PA Economic Development Financing Authority</b>			
	Reliant Energy, Inc., Series 2001 A, AMT, 6.750% 12/01/36	600,000	642,360
<b>TX Brazos River Authority</b>			
	TXU Energy Co., LLC: Series 2001 C, AMT, 5.750% 05/01/36	280,000	297,265
	Series 2003 C, AMT, 6.750% 10/01/38	645,000	715,015
<b>VA Chesterfield County Industrial Development Authority</b>			
	Virginia Electric & Power Co., Series 1987 B, 5.875% 06/01/17	250,000	273,340
<b>VA Pittsylvania County Industrial Development Authority</b>			
	Virginia Electric & Power Co., Series 1994 A, AMT, 7.450% 01/01/09	700,000	714,791
<b>WV Pleasant County</b>			
	Western Pennsylvania Power Co., Series 1999 E, AMT, Insured: AMBAC 5.500% 04/01/29	4,750,000	4,990,017
<b>WY Campbell County</b>			
	Black Hills Power, Inc., Series 2004, 5.350% 10/01/24	1,250,000	1,295,575
Investor Owned Total			20,805,510
<b>Joint Power Authority 0.4%</b>			

Edgar Filing: COLONIAL HIGH INCOME MUNICIPAL TRUST - Form N-Q

<b>NC Eastern Municipal Power Agency</b>			
	Series 1999 D, 6.700% 01/01/19	500,000	550,015
	Series 2003 F, 5.500% 01/01/16	285,000	307,521
Joint Power Authority Total			857,536
<b>Municipal Electric 3.2%</b>			

---


**PR Commonwealth of Puerto Rico**  
**Electric Power Authority**

Series 1998 II,

Municipal Bonds (continued)	Par (\$)	Value (\$)
[Redacted content]		

**UTILITIES (continued)**

**Municipal Electric (continued)**





Edgar Filing: COLONIAL HIGH INCOME MUNICIPAL TRUST - Form N-Q

	Insured: FSA		
	5.125% 07/01/26	2,000,000	2,135,260
<b>WA Chelan County Public Utility District No. 1</b>			
	Columbia River Rock Hydroelectric, Series 1997,		
	Insured: MBIA		
	(a) 06/01/14	5,000,000	3,533,800
<b>WA Seattle Light &amp; Power</b>			
	Series 2001, Insured: FSA		
	5.500% 03/01/17	750,000	805,882
<b>Total Municipal Electric</b>			<b>6,474,942</b>
<b>Water &amp; Sewer 1.9%</b>			

Edgar Filing: COLONIAL HIGH INCOME MUNICIPAL TRUST - Form N-Q

<b>Guam Government Waterworks Authority</b>			
	Water and Wastewater Systems,		
	Series 2005,		
	5.875% 07/01/35	1,125,000	1,188,743
<b>LA New Orleans Sewage Service</b>			
	Series 2005,		
	3.000% 07/26/06	1,250,000	1,237,300
<b>MO Water &amp; Sewer</b>			
	Lee s Summit,		
	Series 2002,		
	Insured: AMBAC		
	5.250% 07/01/15	500,000	537,605
<b>MS V Lakes Utility District</b>			
	Series 1994,		
	8.250% 07/15/24(c)	480,000	407,918
<b>NH Industrial Development Authority</b>			
	Pennichuck Water Works, Inc.,		
	Series 1988, AMT,		
	7.500% 07/01/18	405,000	459,780
Water & Sewer Total			3,831,346
UTILITIES TOTAL			36,467,464

**Total Municipal Bonds**  
**(cost of \$310,789,315)**

**312,966,809**

Municipal Preferred Stocks	3.2%	Par (\$)	Value (\$)
[Redacted content]			

**HOUSING 3.2%**

**Multi-Family 3.2%**



Edgar Filing: COLONIAL HIGH INCOME MUNICIPAL TRUST - Form N-Q

<b>Charter Mac Equity Issuer Trust</b>			
	AMT,		
	6.300% 04/30/19(f)	1,000,000	1,117,650
	Series 1999, AMT,		
	6.625% 06/30/09(f)	2,000,000	2,140,840
<b>GMAC Municipal Mortgage Trust</b>			
	AMT,		
	5.600% 10/31/39(f)	1,000,000	1,054,050
<b>MuniMae Trust</b>			
	Series 2000 B, AMT,		
	7.750% 06/30/50(f)	2,000,000	2,262,800
Multi-Family Total			6,575,340
HOUSING TOTAL			6,575,340

**Total Municipal Preferred Stocks**  
**(cost of \$6,000,000)**

**6,575,340**

**Shares**

**Investment Company 0.0%**

Dreyfus Tax-Exempt Cash Management Fund	2,381	2,381
<b>Total Investment Company (cost of \$2,381)</b>		<b>2,381</b>

Par (\$)

**Short-Term Obligations 2.0%**



VARIABLE RATE DEMAND NOTES (i)

2.0%			
<b>FL Orange County School Board</b>			
	Series 2002 B, Insured: MBIA		
	2.970% 08/01/27	600,000	600,000
<b>IL Health Facilities Authority Revenue</b>			
	Osf Healthcare Systems: Series 2002, LOC: Fifth Third Bank		
	3.020% 11/15/27	600,000	600,000
	Series 2002, LOC: Fifth Third Bank		
	3.020% 11/15/27	100,000	100,000
<b>MS Jackson County Pollution Control</b>			
	Chevron Corp., Series 1993, 2.970% 06/01/23	500,000	500,000
<b>NY New York City Municipal Water Finance Authority</b>			
	Series 1993 C, Insured: FGIC		
	2.920% 06/15/23	500,000	500,000
	Series 1994 G, Insured: FGIC		
	2.930% 06/15/24	300,000	300,000

<b>Short-Term Obligations (continued)</b>	<b>Par (\$)</b>	<b>Value (\$)</b>
[Redacted content]		

Edgar Filing: COLONIAL HIGH INCOME MUNICIPAL TRUST - Form N-Q

**Variable Rate Demand Notes (i) (continued)**

<b>NY New York City</b>			
	Series 2004 H-4, LOC: Bank of New York		
	2.840% 03/01/34	200,000	200,000
<b>WY Uinta County Pollution Control</b>			
	Chevron Corp. Series 1992,		
	2.970% 12/01/22	400,000	400,000
	Series 1993, 2.970% 08/15/20	800,000	800,000
<b>VARIABLE RATE DEMAND NOTES TOTAL</b>			<b>4,000,000</b>

**Total Short-Term Obligations**  
**(cost of \$4,000,000)**

**4,000,000**

<b>Total Investments</b>	157.6%	
(cost of \$320,791,696)(j)(k)		<b>323,544,530</b>
<b>Auction Preferred Shares plus cumulative unpaid distributions</b>	<b>(58.5)%</b>	<b>(120,076,392)</b>
<b>Other Assets &amp; Liabilities, Net</b>	<b>(57.6)%</b>	<b>1,851,958</b>
<b>Net Assets</b>	<b>100.0%</b>	<b>205,320,096</b>

**Notes to Investment Portfolio:**

\* Security Valuation:

Debt securities generally are valued by pricing services approved by the Fund's Board of Trustees, based upon market transactions for normal, institutional-size trading units of similar securities. The services may use various pricing techniques which take into account appropriate factors such as yield, quality, coupon rate, maturity, type of issue, trading characteristics and other data, as well as broker quotes. Debt securities for which quotations are readily available are valued at an over-the-counter or exchange bid quotation. Certain debt securities, which tend to be more thinly traded and of lesser quality, are priced based on fundamental analysis of the financial condition of the issuer and the estimated value of any collateral. Valuations developed through pricing techniques may vary from the actual amounts realized upon sale of the securities, and the potential variation may be greater for those securities valued using fundamental analysis.

Short-term debt obligations maturing within 60 days are valued at amortized cost, which approximates market value.

Investments in other investment companies are valued at net asset value.

Futures contracts are valued at the settlement price established each day by the board of trade or exchange on which they are traded.

Foreign securities are generally valued at the last sale price on the foreign exchange or market on which they trade. If any foreign share prices are not readily available as a result of limited share activity, the securities are valued at the last sale price of the local shares in the principal market in which such securities are normally traded.

Investments for which market quotations are not readily available, or have quotations which management believes are not appropriate, are valued at fair value as determined in good faith under consistently applied procedures established by and under the general supervision of the Board of Trustees. If a security is valued at a fair value, such value is likely to be different from the last quoted market price for the security.

Swap transactions such as interest rate, total return, index or currency swaps, consistent with their investment objective and policies to obtain a desired return at a lower cost than if the Funds had invested directly in the asset that yielded the desired return. Swaps involve the exchange by a Fund with another party of their respective commitments to pay or receive interest or total return throughout the lives of the agreements. The interest to be paid or received on interest rate swaps is included in net realized gain/(loss) on investments. Unrealized gains are reported as an asset and unrealized losses are reported as a liability on the Statement of net assets. A realized gain or loss is recorded upon termination of swap agreements and is equal to the difference between the Fund's basis in the swap and the proceeds from (or cost of) the closing transaction. Swap agreements are stated at fair value. Notional principal amounts are used to express the extent of involvement in these transactions, but the amounts potentially subject to credit risk are much smaller.

(a) Zero coupon bond.

(b) Denotes a restricted security, which is subject to restrictions on resale under federal securities laws or in transactions exempt from registration. At February 28, 2006, the value of these securities amounted to \$2,892,611, which represents 1.4% of net assets.

Additional information on these restricted securities is as follows:

Security	Acquisition Date	Acquisition Cost
CA Statewide Communities Development Authority: Crossroads School of Arts & Sciences, Series 1998, 6.000% 08/01/28	08/31/98	\$ 1,240,000 \$ 1,240,000

(c) The issuer is in default of certain debt covenants. Income is not being accrued. At February 28, 2006, the value of these securities amounted to \$1,518,524, which represents 0.7% of net assets.

(d) The issuer has filed for bankruptcy protection under Chapter 11, and is in default of certain debt covenants. Income is not being accrued. At February 28, 2006, the value of these securities amounted to \$927,461, which represents 0.5% of net assets.

(e) Represents fair value as determined in good faith under procedures approved by the Board of Trustees.

(f) Security exempt from registration pursuant to Rule 144A under the Securities Act of 1933. These securities may be resold in transactions exempt from registration, normally to qualified institutional buyers. At February 28, 2006, these securities, which did not include any illiquid securities except for the following, amounted to \$10,076,971, which represents 4.9% of net assets.

Security	Acquisition Date	Par	Cost	Value
Resolution Trust Corp., Pass-Through Certificates, Series 1993 A, 8.500% 12/01/16	08/27/93	\$ 546,075	\$ 556,951	\$ 537,174

(g) The Trust has been informed that each issuer has placed direct obligations of the U.S. Government in an irrevocable trust, solely for the payment of principal and interest.

(h) A portion of this security with a market value of \$8,351,760 is pledged as collateral for open futures contracts.

(i) Variable rate demand notes. These securities are payable upon demand and are secured by letters of credit or other credit support agreements from banks. The interest rates change periodically and the interest rates shown reflect the rates at February 28, 2006.

(j) Cost for federal income tax purposes is \$320,540,967.

Edgar Filing: COLONIAL HIGH INCOME MUNICIPAL TRUST - Form N-Q

(k) Unrealized appreciation and depreciation at February 28, 2006 based on cost of investment for federal income tax purposes was:

<b>Unrealized Appreciation</b>	<b>Unrealized Depreciation</b>	<b>Net Unrealized Appreciation</b>
\$ 19,599,759	\$ (16,596,196)	\$ 3,003,563



Edgar Filing: COLONIAL HIGH INCOME MUNICIPAL TRUST - Form N-Q

At February 28, 2006, the Trust held the following open short futures contracts:

Type	Contracts	Value	Aggregate Face Value	Expiration Date	Unrealized Appreciation (Depreciation)
U.S. Treasury Bond	103	\$ 11,648,656	\$ 11,622,571	June-2006	\$ (26,085)
U.S. Treasury Notes	185	\$ 19,980,000	\$ 20,068,591	Mar-2006	\$ 88,592
					\$ 62,507

At February 28, 2006, the Fund held the following open long swap contracts:

Description	Value	Aggregate Face Value	Expiration Date	Unrealized Appreciation (Depreciation)
Contract with J.P. Morgan, Effective: 02/09/06	\$ 10,000,000	\$ 10,000,000	May-2006	0
			Total Unrealized Appreciation (Depreciation)	\$ 0

At February 28, 2006, the Fund held the following open short swap contracts:

Description	Value	Aggregate Face Value	Expiration Date	Unrealized (Depreciation)
Contract with J.P. Morgan, Effective: 02/09/06	\$ 10,000,000	\$ 10,121,039	May-2006	\$ (121,039)
			Total Unrealized Depreciation	\$ (121,039)

Acronym	Name
AMBAC	Ambac Assurance Corp.
AMT	Alternative Minimum Tax
FGIC	Financial Guaranty Insurance Co.
FHA	Federal Housing Administration
FHLMC	Federal Home Loan Mortgage Corp.
FNMA	Federal National Mortgage Association
FSA	Financial Security Assurance, Inc.
LOC	Letter of Credit
MBIA	MBIA Insurance Corp.
RAD	Radian Asset Assurance, Inc.
PSFG	Permanent School Fund Guaranteed



**Item 2. Controls and Procedures.**

(a) The registrant's principal executive officer and principal financial officer, based on his evaluation of the registrant's disclosure controls and procedures as of a date within 90 days of the filing of this report, has concluded that such controls and procedures are adequately designed to ensure that information required to be disclosed by the registrant in Form N-Q is accumulated and communicated to the registrant's management, including the principal executive officer and principal financial officer, or persons performing similar functions, as appropriate to allow timely decisions regarding required disclosure.

(b) There were no changes in the registrant's internal control over financial reporting that occurred during the registrant's last fiscal quarter that has materially affected, or is reasonably likely to materially affect, the registrant's internal control over financial reporting.

**Item 3. Exhibits.**

Certifications pursuant to Rule 30a-2(a) under the Investment Company Act of 1940 (17 CFR 270.30a-2(a)) attached hereto as Exhibit 99.CERT.

---

**SIGNATURES**

Pursuant to the requirements of the Securities Exchange Act of 1934 and the Investment Company Act of 1940, the registrant has duly caused this report to be signed on its behalf by the undersigned, thereunto duly authorized.

(registrant) Colonial High Income Municipal Trust

By (Signature and Title) /S/ Christopher L. Wilson  
Christopher L. Wilson, President

Date April 26, 2006

Pursuant to the requirements of the Securities Exchange Act of 1934 and the Investment Company Act of 1940, this report has been signed below by the following persons on behalf of the registrant and in the capacities and on the dates indicated.

By (Signature and Title) /S/ Christopher L. Wilson  
Christopher L. Wilson, President

Date April 26, 2006

By (Signature and Title) /S/ J. Kevin Connaughton  
J. Kevin Connaughton, Treasurer

Date April 26, 2006

---