

ROBOGROUP TEK LTD  
Form 6-K  
November 17, 2005

---

---

**SECURITIES AND EXCHANGE COMMISSION**  
**Washington, D.C. 20549**

**F O R M 6-K**

**REPORT OF FOREIGN PRIVATE ISSUER PURSUANT TO RULE 13a-16 OR  
15d-16 UNDER THE SECURITIES EXCHANGE ACT OF 1934**

For the month of November 2005

**ROBOGROUP T.E.K. LTD.**

(Name of Registrant)

**Rehov Hamelacha 13, Afeq Industrial Estate, Rosh HaAyin 48091 Israel**  
(Address of Principal Executive Office)

Indicate by check mark whether the registrant files or will file annual reports under cover of Form 20-F or Form 40-F.

Form 20-F       Form 40-F

Indicate by check mark if the registrant is submitting the Form 6-K in paper as permitted by Regulation S-T Rule 101(b)(1): \_\_\_\_\_

Indicate by check mark if the registrant is submitting the Form 6-K in paper as permitted by Regulation S-T Rule 101(b)(7): \_\_\_\_\_

Indicate by check mark whether by furnishing the information contained in this Form, the registrant is also thereby furnishing the information to the Commission pursuant to Rule 12g3-2(b) under the Securities Exchange Act of 1934.

Yes       No

If "Yes" is marked, indicate below the file number assigned to the registrant in connection with Rule 12g3-2(b): 82- \_\_\_\_\_

---

---

Edgar Filing: ROBOGROUP TEK LTD - Form 6-K

SIGNATURES

Pursuant to the requirements of the Securities Exchange Act of 1934, the registrant has duly caused this report to be signed on its behalf by the undersigned, thereunto duly authorized.

ROBOGROUP T.E.K. LTD.  
(Registrant)

By: /s/ Rafael Aravot

Rafael Aravot  
Chairman of the Board and CEO

Date: November 17, 2005

---

---

**For Immediate Release**

**RoboGroup Announces Net Profit and 26% Increase in Revenues in Third-Quarter 2005**

ROSH HA AYIN, Israel, November 17, 2005 RoboGroup T.E.K. Ltd. (Nasdaq: ROBO) today reported financial results for the third-quarter and first nine months of 2005. Revenues for the third quarter increased by 26% to NIS 17.7 million (US\$3.8 million) from NIS 14 million (US\$3.1 million) for the comparable quarter in 2004. The NIS 3.7 million increase can be approximately attributed equally to both YET and the Company's Educational Division. Gross profit for the third quarter was NIS 7.7 million (US\$1.7 million) compared with NIS 6.6 million (US\$1.5 million) for the comparable period in 2004.

The company reported third-quarter net profit of NIS 10,745,000 (US\$2.3 million).

*The accompanying notes are an integral part of the financial statements.*

RoboGroup T.E.K. Ltd.

## Statement of Changes in Shareholders' Equity

*NIS in Thousands*

	Number of shares	Share capital	Premium on shares	Capital reserves	Adjustments on translation of financial statement of an autonomous consolidated company	Shares purchase cost & assigned loans guaranteed by company's shares	Accumulated deficit	Total
	NIS	NIS	NIS	NIS	NIS	NIS	NIS	NIS
Reported amounts								
<b>For the nine months ended September 30, 2005 (Unaudited)</b>								
Balance as of January 1, 2005	10,850,027	11,400	42,452	2,260	(533)	(789)	(31,656)	23,134
Adjustments on translation of financial statement of an autonomous consolidated company	-	-	-	-	94	-	-	94
Net loss	-	-	-	-	-	-	(826)	(826)
<b>Balance at September 30, 2005</b>	<b>10,850,027</b>	<b>11,400</b>	<b>42,452</b>	<b>2,260</b>	<b>(439)</b>	<b>(789)</b>	<b>(32,482)</b>	<b>22,402</b>
<b>For the nine months ended September 30, 2004 (Unaudited)</b>								
Balance as of January 1, 2004	10,743,031	11,399	42,214	2,260	(453)	(1,003)	(23,969)	30,448
Exercise of options	1,600	1	3	-	-	-	-	4
Adjustments on translation of financial statement of an autonomous consolidated company	-	-	-	-	135	-	-	135
Net loss	-	-	-	-	-	-	(6,412)	(6,412)
<b>Balance at September 30, 2004</b>	<b>10,744,631</b>	<b>11,400</b>	<b>42,217</b>	<b>2,260</b>	<b>(318)</b>	<b>(1,003)</b>	<b>(30,381)</b>	<b>24,175</b>

*The accompanying notes are an integral part of the financial statements.*

RoboGroup T.E.K. Ltd.

## Statement of Changes in Shareholders' Equity

						<i>NIS in Thousands</i>	
						Adjustments on translation of financial statement of an autonomous consolidated company	
Number of shares	Share capital	Premium on shares	Capital reserves				
						NIS	NIS
						NIS	NIS
						Reported a	
<b>For the three months ended September 30, 2005 (Unaudited)</b>							
Balance as of							
July 1, 2005	10,850,027	11,400	42,452	2,260	(450)	(789)	
Adjustments on translation of financial statement of an autonomous consolidated company	-	-	-	-	11	-	
Net profit	-	-	-	-	-	-	
<b>Balance at September 30, 2005</b>	<b>10,850,027</b>	<b>11,400</b>	<b>42,452</b>	<b>2,260</b>	<b>(439)</b>	<b>(789)</b>	
<p>Revenues for the nine-month period totaled NIS 45.4 million (US\$9.9 million) compared with NIS 41.7 million (US\$9.3 million) for the comparable period in 2004. The net loss for the nine month period decreased significantly to NIS 0.8 million (US\$0.2 million) from NIS 6.4 million (US\$1.4 million) in the comparable period in 2004.</p> <p>We are pleased to announce our second consecutive quarter of increased revenues and net profit said Rafael Aravot, RoboGroup's chief executive officer. For that last few quarters we continued to focus our attention on operating efficiency to ensure that we maximize revenues while controlling costs. The measures that we have taken over recent years to increase</p>							

Number of shares	Share capital	Premium on shares	Capital reserves	Adjustments on translation of financial statement of an autonomous consolidated company
------------------	---------------	-------------------	------------------	---

our efficiency and decrease our costs have enabled us greater flexibility.

We believe that we offer our customers a comprehensive, blended and unique offering that includes a wide range of solutions, which are fully integrated. This includes-learning systems that allow students to take self-learning courses from home, anytime and anywhere, over the internet (our LearnMate system) as well as LIVE lessons broadcasted over satellite or internet (our TrainNet system). We also offer: Technology Laboratories, that include robots, CNC, Computer Integrated Manufacturing, and other automation machinery, along with simulation software for virtual operation of the machines .

Number of shares	Share capital	Premium on shares	Capital reserves	Adjustments on translation of financial statement of an autonomous consolidated company
------------------	---------------	-------------------	------------------	---

The recently received and reported contract, for the amount of \$1.2 million, is an example of such a successful blended project, said Mr. Aravot.

A complete Directors Report for the third quarter of 2005 is available on the Company's Website at <http://www.robo-group.com> or as a PDF file upon request. Please contact Ayelet Shiloni at Integrated IR, toll-free +1-866-447-8633.

**RoboGroup**  
**RoboGroup and its subsidiaries are engaged in two major fields of activity. The first is the field of education devoted to RoboGroup's training products and e-learning systems. RoboGroup is a world leader in engineering and manufacturing technology training systems. The Company is market driven, deriving its growth from technological leadership, strong partnerships and management expertise. The other field of activity is the development, manufacturing and marketing of motion control products for the industrial market, which is performed through the Company's subsidiary, Yaskawa Eshed Technologies (YET). For more information, visit <http://www.robo-group.com>.**

To the extent that this press release discusses expectations about market conditions or about market acceptance and

Number of shares	Share capital	Premium on shares	Capital reserves	Adjustments on translation of financial statement of an autonomous consolidated company
------------------	---------------	-------------------	------------------	---

future sales of the Company's products, or otherwise makes statements about the future, such statements are forward-looking and are subject to a number of risks and uncertainties that could cause results to differ materially from the statements made. These factors include the rapidly changing technology and evolving standards in the industries in which the Company and its subsidiaries operate, risks associated with the acceptance of new products by individual customers and by the market place and other factors discussed in the business description and management discussion and analysis sections of the Company's Annual Report on Form 20-F.

Company Contact:

Michal Afuta  
 RoboGroup  
[michala@robotec.co.il](mailto:michala@robotec.co.il)  
 +972-3-900-4112

Agency Contact:

Ayelet Shiloni  
 Integrated IR  
[ayelet@integratedir.com](mailto:ayelet@integratedir.com)  
 +1-866-447-8633



Number of shares	Share capital	Premium on shares	Capital reserves	Adjustments on translation of financial statement of an autonomous consolidated company
------------------	---------------	-------------------	------------------	---

**RoboGroup T.E.K.  
Limited**

***Directors' Report for  
Nine-Month Period  
Ended September 30,  
2005***

We are pleased to present the Directors' Report on the financial condition of the Company for the nine month period ended September 30, 2005.

**1. Main data out of the  
Company's business  
description**

The Company engages, by itself and through its subsidiaries (the Company and its subsidiaries, hereinafter:

**The Group**), in two major fields of activity:

- 1.1 The first field of activity is the Company's traditional field of activity – the field of education, performed mainly abroad but also in Israel. The Company's activities in the field of education include research and development, operation, marketing and sales of the Company's products, and the sale and to a much smaller degree the marketing of third party products to the training and education markets in Israel. Overseas, this activity is performed mainly through the Company and its U.S. subsidiary, Intelitek Inc. In Israel, the activity is performed through the Company and its subsidiary, Robotec

Number of shares	Share capital	Premium on shares	Capital reserves	Adjustments on translation of financial statement of an autonomous consolidated company
------------------	---------------	-------------------	------------------	---

Technologies Ltd.

1.2 The second field of activity is industrial motion control. The Group engages, through its subsidiary, Yaskawa Eshed Technology Ltd ( **YET** ), in the development, manufacturing and marketing of industrial motion controllers for motorized systems, marketed to the international and domestic industrial markets. The motion controllers are electronic systems with embedded software whose function is to supervise the process of regular, day to day operation of machines and motors of various kinds and sizes.

**Data and developments that have occurred in the nine month period ended September 30, 2005**

For the three months ended September 30, 2005 the Company recorded net profits of approximately NIS 1.4 million and positive cash flows from operating activities in the amount of approximately NIS 0.2 million, compared to net losses of approximately NIS 0.6 million and positive cash flows from operating activities of approximately NIS 0.4 million for the three months ended September 30, 2004.

The profit in the second and the third quarter of 2005, resulted from an increase in sales compared to the corresponding period of 2004

Number of shares	Share capital	Premium on shares	Capital reserves	Adjustments on translation of financial statement of an autonomous consolidated company
------------------	---------------	-------------------	------------------	---

and from a reduction in expenses compared to the corresponding period of 2004.

For the nine months ended September 30, 2005 the Company incurred net losses of approximately NIS 0.8 million and had positive cash flows from operating activities in the amount of approximately NIS 0.2 million compared to net losses of approximately NIS 6.4 million and negative cash flows from operating activities in the amount of approximately NIS 7.5 million for the nine months ended September 30, 2004.

Number of shares	Share capital	Premium on shares	Capital reserves	Adjustments on translation of financial statement of an autonomous consolidated company
------------------	---------------	-------------------	------------------	---

**RoboGroup T.E.K.  
Limited**

*Directors' Report for  
Nine-Month Period  
Ended September 30,  
2005*

**Deregistration and delisting  
from the NASDAQ  
SmallCap Market**

On August 3, 2005, the Company's board of directors resolved to voluntarily deregister the Company's shares under the Securities Exchange Act of 1934 and to voluntarily delist from the NASDAQ Small Cap Market (currently known as the NASDAQ Capital Market).

The Company's plan to deregister and delist its ordinary shares was made after careful consideration by its board of directors, of the advantages and disadvantages of continuing its share registration in the United States and the rising costs and demands on management time arising in connection with SEC and NASDAQ compliance requirements. The Company's board determined that continuing the Company's listing on the NASDAQ SmallCap Market could not be justified, in light of the low trading volume of the Company's shares on the SmallCap Market and the high costs as a result of recent legislation in the United States.

The Company's board believes that the current burdens

Number of shares	Share capital	Premium on shares	Capital reserves	Adjustments on translation of financial statement of an autonomous consolidated company
		<p>associated with being a reporting company under the 1934 Act, including the recent obligations arising under the provisions of the Sarbanes-Oxley Act of 2002 outweighs the advantages of being traded both in the US and in Israel. The board estimates that the deregistration and delisting will achieve a substantial reduction in the Company's annual expenses associated with being a reporting company in the US. In the opinion of the Company's board, the delisting and deregistration will benefit the Company and all of its shareholders, including its US shareholders, who will be able to continue to trade the Company's shares on the Tel-Aviv Stock Exchange.</p>		
		<p>On August 8, 2005 the Company filed a post-effective amendment to its Registration Statement on Form F-2, which was filed with the SEC late last year in connection with the Standby Equity Distribution Agreement between the Company and Cornell Capital Partners LP.</p>		
		<p>On September 9, 2005 the Company filed a Form 15 with the SEC thereby suspending its formal obligations for filing annual and other reports with the SEC. The Company will maintain the listing of its shares on the NASDAQ Capital Market for the period of 90 days, or such shorter period until the deregistration of its shares becomes effective, and has undertaken to continue to file reports on a voluntary</p>		

Number of shares	Share capital	Premium on shares	Capital reserves	Adjustments on translation of financial statement of an autonomous consolidated company
------------------	---------------	-------------------	------------------	---

basis until the delisting of its shares. Following the effectiveness of the Form 15 (which the Company anticipates to occur within no more than 90-days from the filing of the Form 15), the Company will request the delisting of its shares from the NASDAQ Capital Market.

Following the deregistration and delisting, the Company's shares will continue to trade on the TASE and the Company will continue to issue periodic and other reports in accordance with the rules and regulations of the Israeli Securities Authority.

**Events after balance sheet date:**

**\* Execution of Contract to Provide e-learning Systems and Technology Labs**

In October 2005 the Company entered into a contract to provide e-learning systems and technology labs to a chain of training institutions, abroad. The value of the contract is approximately \$1.2 million. The products, which are part of the Company's offering to customers include: TrainNet, LearnMate, training content and technology labs. The Company expects to supply the products under the said contract in the course of 2005- 2006.

---



---

Number of shares	Share capital	Premium on shares	Capital reserves	Adjustments on translation of financial statement of an autonomous consolidated company
------------------	---------------	-------------------	------------------	---

**RoboGroup T.E.K.  
Limited**

*Directors' Report for  
Nine-Month Period  
Ended September 30,  
2005*

**\* CEO of the Company's Subsidiary, Yaskawa Eshed Technology Ltd ( YET ) To Retire**

On December 2005 Mr. Biran, who has served as YET's CEO since its formation and for the past nine years, will be retiring. Mr. Dan who serves as YET's VP, Sales and Marketing will replace Mr. Biran.

The Company's Board of Directors wishes to express its appreciation and thank Mr. Biran for his contribution to YET during the last nine years, while serving as YET's CEO.

**Backlog of Orders**

The Company's backlog of orders as of September 30, 2005 was approximately NIS 11.9 million, compared to approximately NIS 12.8 million as of September 30, 2004.

As a result of the contract to provide e-learning systems and technology labs described above, NIS 5.6 million was added to the backlog of orders in October 2005.

**Previous Names of the Company**

The Company's name at the

Number of shares	Share capital	Premium on shares	Capital reserves	Adjustments on translation of financial statement of an autonomous consolidated company
------------------	---------------	-------------------	------------------	---

time of incorporation was Robotec (GAL) Industrial Robot Technologies Ltd. In 1983, the Company changed its name to Eshed Robotec (1982) Ltd., and in 2000, the Company changed its name to RoboGroup T.E.K. Ltd.

---



---



Number of shares	Share capital	Premium on shares	Capital reserves	Adjustments on translation of financial statement of an autonomous consolidated company
------------------	---------------	-------------------	------------------	---

**RoboGroup T.E.K.  
Limited**

*Directors' Report for  
Nine-Month Period  
Ended September 30,  
2005*

**2. Financial Results**

Sales

The Company's revenues for the third quarter of 2005 totaled approximately NIS 17.7 million, compared with NIS 14 million for the corresponding period of 2004.

The Company's revenues for the nine months ended September 30, 2005 amounted to approximately NIS 45.4 million, as compared to approximately NIS 41.6 million for the corresponding period of 2004.

The increase in revenues in the third quarter of 2005, stemmed from an increase in sales of the Company's products in the industrial motion control field, in the sum of approximately NIS 2 million and from an increase of approximately NIS 1.7 million in the Company's revenues in the education activity field.

Gross profit

The Company's gross profit for the third quarter of 2005 totaled approximately NIS 7.7 million (approximately 44% of sales), compared with approximately NIS 6.6 million (approximately 47% of sales) for the corresponding period of

Number of shares	Share capital	Premium on shares	Capital reserves	Adjustments on translation of financial statement of an autonomous consolidated company
		2004.		
		The Company's gross profit for the nine months ended September 30, 2005 was approximately NIS 20 million (44% of the total revenues), compared to approximately NIS 18.6 million (44% of the total revenues) for the corresponding period of 2004.		
		<u>Research and development expenses, net</u>		
		Research and development expenses, net, for the third quarter of 2005 totaled approximately NIS 1 million, compared with approximately NIS 1.6 million for the corresponding period of 2004.		
		Research and development expenses, net, for the nine months ended September 30, 2005 were approximately NIS 4.3 million as compared to approximately NIS 6 million for the corresponding period of 2004.		
		The decrease in research and development expenses stemmed mainly from a reduction in the Company's development expenses in the education activity field.		
		<u>Sales and marketing expenses</u>		
		Sales and marketing expenses for the third quarter of 2005 totaled approximately NIS 2.9 million, compared with approximately NIS 3.1 million for the corresponding period of 2004.		
		Sales and marketing expenses for the nine months ended September 30, 2005 were approximately NIS 9.2 million		

Number of shares	Share capital	Premium on shares	Capital reserves	Adjustments on translation of financial statement of an autonomous consolidated company
------------------	---------------	-------------------	------------------	---

as compared to approximately NIS 10.2 million for the corresponding period of 2004.

The decrease in sales and marketing expenses in the nine months ended September 30, 2005 is attributed mainly to the reduction in the Company's marketing expenses in the education activity field.

---



---

Number of shares	Share capital	Premium on shares	Capital reserves	Adjustments on translation of financial statement of an autonomous consolidated company
------------------	---------------	-------------------	------------------	---

**RoboGroup T.E.K.  
Limited**

*Directors' Report for  
Nine-Month Period  
Ended September 30,  
2005*

General and administrative expenses

General and administrative expenses for the third quarter of 2005 totaled approximately NIS 2.2 million, compared with approximately NIS 2.3 million for the corresponding period of 2004.

General and administrative expenses for the nine months ended September 30, 2005 were approximately NIS 6.1 million as compared to approximately NIS 7.3 million for the corresponding period of 2004.

The reduction in administrative expenses stemmed mainly from a reduction in general and administrative expenses in the education activity field.

Operating income (loss)

The operating income for the third quarter of 2005 totaled approximately NIS 1.6 million, compared with an operating loss of approximately NIS 0.5 million for the corresponding period of 2004.

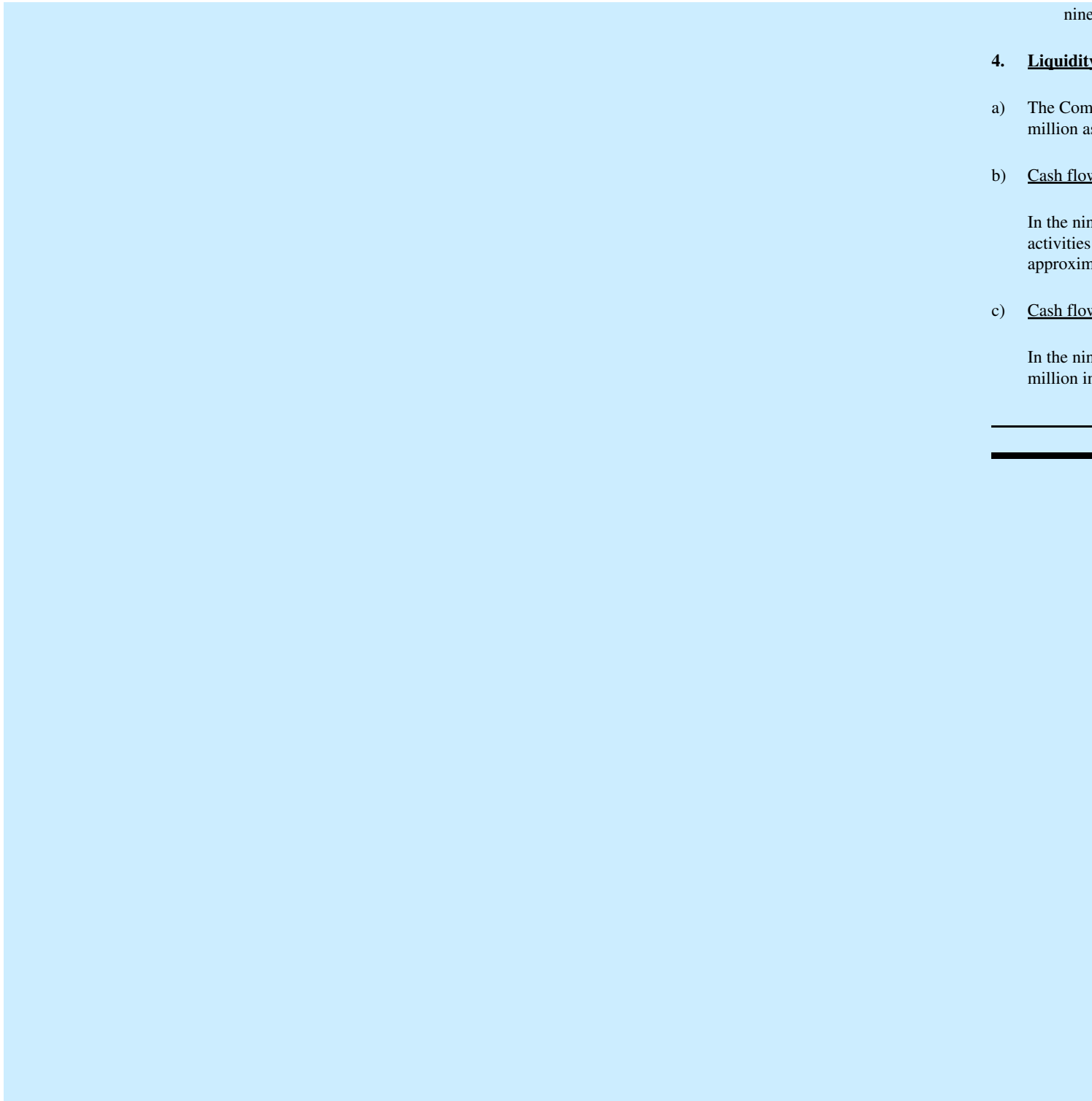
The Company's operating income for the nine months ended September 30, 2005 was approximately NIS 0.4 million as compared to operating loss of approximately NIS 4.8 million for the corresponding

Number of shares	Share capital	Premium on shares	Capital reserves	Adjustments on translation of financial statement of an autonomous consolidated company
		period of 2004.		
		<u>Financial income (expenses), net</u>		
		Financial expenses, net, for the third quarter of 2005 totaled approximately NIS 0.3 million, representing no change from the corresponding period of 2004.		
		The financial expenses, net, for the nine months ended September 30, 2005 were approximately NIS 0.7 million as compared to approximately NIS 1.3 million for the corresponding period of 2004.		
		The decrease in financial expenses was mainly due to a reduction in exchange rate differences.		
		<u>Other income (expenses), net</u>		
		Other expenses, net, for the third quarter of 2005 totaled approximately NIS 0.2 million, compared with other income, net, of approximately NIS 0.7 million for the corresponding period of 2004.		
		The decrease is attributed mainly to a write-off of prepaid issuance expenses of approximately NIS 0.6 million in the second quarter of 2005, and to a reduction in income net of expenses from renting space in the Company's building in Rosh Ha Ayin.		
		<u>Income (loss) before tax</u>		
		The income before tax for the third quarter of 2005 totaled approximately NIS 1.5 million, compared with a loss before tax of approximately NIS 0.6 million for the corresponding period of 2004.		

Number of shares	Share capital	Premium on shares	Capital reserves	Adjustments on translation of financial statement of an autonomous consolidated company
		<p>The loss before tax for the nine months ended September 30, 2005 was approximately NIS 0.5 million as compared to approximately NIS 5.5 million for the corresponding period of 2004.</p>		
		<p><u>Taxes on income</u>                      The tax expenses for the third quarter of 2005 totaled approximately NIS 0.1 million. In the corresponding period of 2004 the company did not include tax expenses</p>		

	Number of shares	Share capital	Premium on shares	Capital reserves	Adjustments on translation of financial statement of an autonomous consolidated company	
<b>RoboGroup T.E.K. Limited</b>						
<i>Directors' Report for Nine-Month Period Ended September 30, 2005</i>						
<p>Tax expenses for the nine months ended September 30, 2005 were approximately NIS 0.3 million as compared to approximately NIS 0.9 million for the corresponding period of 2004.</p> <p>Tax expenses for the nine months ended September 30, 2005 stemmed mainly from the industrial motion control field.</p> <p><u>Net income (loss)</u> The Company's net income for the third quarter of 2005 totaled approximately NIS 1.4 million, compared with a net loss of approximately NIS 0.6 million for the corresponding peNT&gt;</p>						
<b>For the three months ended September 30, 2004 (Unaudited)</b>						
Balance as of July 1, 2004	10,744,631	11,400	42,217	2,260	(299)	(1,003)
						<b>3. The Fin</b>
						a) The com
						b) The com equi

Number of shares	Share capital	Premium on shares	Capital reserves	Adjustments on translation of financial statement of an autonomous consolidated company
---------------------	------------------	----------------------	---------------------	--



nine

**4. Liquidity**

a) The Com  
million a

b) Cash flow

In the nin  
activities  
approxim

c) Cash flow

In the nin  
million in

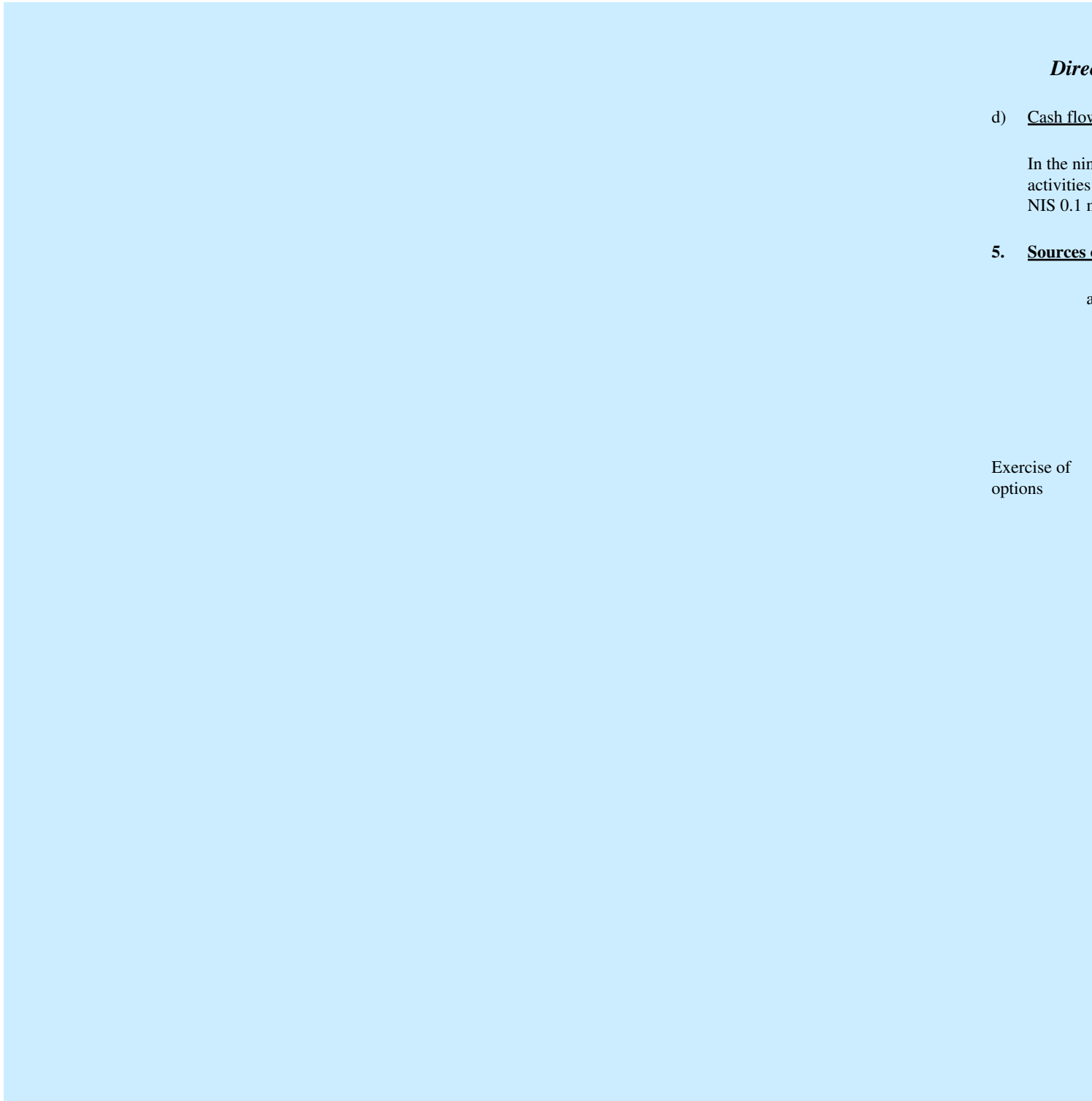
---



---



Number of shares	Share capital	Premium on shares	Capital reserves	Adjustments on translation of financial statement of an autonomous consolidated company
------------------	---------------	-------------------	------------------	---



*Direct*

d) Cash flow


In the nin  
activities  
NIS 0.1 m

5. Sources

a

Exercise of  
options

<b>Number of shares</b>	<b>Share capital</b>	<b>Premium on shares</b>	<b>Capital reserves</b>	<b>Adjustments on translation of financial statement of an autonomous consolidated company</b>
-----------------------------	--------------------------	------------------------------	-----------------------------	--




Number of shares	Share capital	Premium on shares	Capital reserves	Adjustments on translation of financial statement of an autonomous consolidated company
------------------	---------------	-------------------	------------------	---



Exercise of options  
 Granting of treasury stock  
 Adjustments on translation of financial statement of an autonomous consolidated company  
 Net loss

Number of shares	Share capital	Premium on shares	Capital reserves	Adjustments on translation of financial statement of an autonomous consolidated company	Balance at December 31, 2004
------------------	---------------	-------------------	------------------	---	------------------------------



	Number of shares	Share capital	Premium on shares	Capital reserves	Adjustments on translation of financial statement of an autonomous consolidated company	RoboGroup T
						200
						US\$
						Unaud
						Conven transla to U dolla
Cash and cash equivalents	4,869	1,056	5	-	-	547
Short-term investments	61	-	-	-	-	-
Trade receivables	2,426	416	4	-	-	3,595
Other receivables and debit balances	254	6	87	-	-	1,438
Inventories	-	-	-			
<b>Cash flows from operating activities:</b>						
Net profit (loss)	(180)	(826)	(6,412)	-	-	-
Funds in respect of employee rights upon retirement, net	-	-	-	-	-	850
Adjustments to reconcile net profit (loss) to net cash provided by operating activities (Appendix A):	233	1,070	(1,129)	(1,234)		
Fixed assets, net	-	-	-	-	-	-
Other assets and deferred						

Edgar Filing: ROBOGROUP TEK LTD - Form 6-K

	Number of shares	Share capital	Premium on shares	Capital reserves	Adjustments on translation of financial statement of an autonomous consolidated company	
<b>Net cash provided by (used in) operating activities</b>	53	244	(7,541)	166	357	(6,020)
<b>Cash flows from investing activities:</b>						
Acquisition of fixed assets	(95)	(438)	(840)	(328)	(242)	(700)
Proceeds from sales of fixed assets	86	395	700	-	162	117
<b>Net cash used in investing activities</b>	(9)	(43)	(140)	(328)	(583)	
expenses	-	-	-	(80)		
<b>Cash flows from financing activities:</b>						
Increase (decrease) in short term credit from banks, net	164	756	1,137	(113)	(261)	614
Long-term loans received from banks	652	2,998	21,414	2,998	-	21,414
Repayment of long-term loans from banks	(804)	(3,697)		-	-	369
	6,617	(22,704)		(2,471)	(617)	(23,315)
Exercise of options by employees	-	-	4	-	-	1,478
	7,425	57,939		73,555		

**Liabilities**

Edgar Filing: ROBOGROUP TEK LTD - Form 6-K

	Number of shares	Share capital	Premium on shares	Capital reserves	Adjustments on translation of financial statement of an autonomous consolidated company	
Short-term bank credits	930	-	416	1,659	1,279	8,885
Trade payables	532	22	829	-	-	2,855
Other payables and credit balances	5,203	-	-	-	-	4,962
Long-term loans	7,257	-	3,112	-	6,202	-
Deferred taxes	-	-	-	-	-	-
<b>Net cash provided by (used in) financing activities</b>	<b>12</b>	<b>57</b>	<b>(149)</b>	<b>414</b>	<b>(878)</b>	<b>(1,283)</b>
<b>Effect of exchange rate changes on cash and cash equivalents</b>	<b>3</b>	<b>13</b>	<b>6</b>	<b>-</b>	<b>(1)</b>	<b>(35)</b>
<b>Increase (decrease) in cash and cash equivalents</b>	<b>59</b>	<b>271</b>	<b>(7,824)</b>	<b>252</b>	<b>(602)</b>	<b>(7,921)</b>
<b>Cash and cash equivalents at the beginning of the period</b>	<b>1,513</b>	<b>6,957</b>	<b>14,878</b>	<b>6,976</b>	<b>7,656</b>	<b>14,878</b>
<b>Cash and cash equivalents at the end of the period</b>	<b>1,572</b>	<b>7,228</b>	<b>7,054</b>	<b>7,228</b>	<b>7,054</b>	<b>6,957</b>

The accompanying notes are an integral part of the financial statements.

RoboGroup T.E.K. Ltd.

## Statement of Cash Flows

*NIS in Thousands*

For the nine months ended			For the three months ended		Year ended
September 30			September 30		December, 31
2005	2005	2004	2005	2004	2004
US\$ (K)	NIS (K)	NIS (K)	NIS (K)	NIS (K)	NIS (K)
Unaudited	Unaudited	Unaudited	Unaudited	Unaudited	Audited
Convenience translation to US dollars			Reported amounts		

**Appendix A: Adjustments to reconcile net income (loss) to net cash provided by (used in) operating activities:****Income and expenses not involving cash flows:**

Depreciation and amortization	305	1,401	1,795	561	650	2,589		
Gain on sale of fixed assets	-	-	(21)	-	(21)	-	-	-
Liability for termination of employee/employer relationship, net	-	-	-	-	-	190	-	190
	15,516	22	4,357	1,659	7,481	15,444	6,673	51,153
<b>Excess of assets (liabilities)</b>	<b>(8,899)</b>	<b>1,456</b>	<b>(4,261)</b>	<b>(1,659)</b>	<b>(7,481)</b>	<b>(8,019)</b>	<b>51,266</b>	<b>22,402</b>



## RoboGroup T.E.K. Limited

*Directors' Report for Nine-Month Period Ended September 30, 2005*

## Linked Balances (cont.)

December 31, 2004

	Linked to US dollar	Linked to Euro	Linked to Japanese Yen	Linked to Swiss Franks	Linked to the CPI	Unlinked	Autonomous Unit & Non-monetary items	Total
	NIS (K)	NIS (K)	NIS (K)	NIS (K)	NIS (K)	NIS (K)	NIS (K)	NIS (K)
<b>Assets</b>								
Decrease in liability for termination of employee/employer relationship	(51)	(236)	(241)	(8)	(95)	(543)		
Write-down of loans	78	358	193	50	(155)	158		
Decrease (increase) in value of marketable securities	8	38	-	-	-	(84)		
Decrease (increase) in deferred taxes	(35)	(160)	677	(112)	(6)	1,054		
Other	135	623	-	-	-	(136)		
	<u>440</u>	<u>2,024</u>	<u>2,403</u>	<u>491</u>	<u>373</u>	<u>3,038</u>		
<b>Changes in assets and liabilities:</b>								
Decrease (increase) in trade receivables	178	819	(279)	(672)	1,116	(2,163)		
Decrease (increase) in other receivables and debit balances	(170)	(781)	(647)	(552)	12	201		
Decrease (increase) in inventories	(507)	(2,333)	1,042	(35)	42	4,111		
Increase (decrease) in trade payables	58	266	139	(961)	(533)	459		
Increase (decrease) in other payables and credit balances	234	1,075	(3,787)	495	(44)	(3,979)		
	<u>(207)</u>	<u>(954)</u>	<u>(3,532)</u>	<u>(1,725)</u>	<u>593</u>	<u>(1,371)</u>		
Cash and cash equivalents	233	1,070				870	255	6,957
Short-term investments	4,842	990	-	-	-	-	-	99
Trade receivables	99	-	-	-	-	-	-	-
	<u>5,893</u>	<u>1,493</u>	<u>(1,129)</u>	<u>(1,234)</u>	<u>966</u>	<u>1,667</u>		
<b>Appendix B: Non-monetary events:</b>								
Granting of treasury stocks	-	-	-	-	-	449		



---

*NIS in Thousands***NOTE 1      GENERAL**

- (a) These financial statements have been prepared in a condensed format as of September 30, 2005, and for the nine and three months then ended ( interim financial statements ). The above mentioned financial statements have been prepared in conformity with chapter 4 of the Securities Regulations (Interim and Immediate Statements), 1970. These financial statements should be read in conjunction with the Company s audited annual financial statements and accompanying notes as of December 31, 2004 and for the year then ended.
- (b) These financial statements have been reviewed by the Company s certified public accountants. The review was conducted in accordance with the procedures established by the Institute of Certified Public Accountants in Israel regarding interim periods. The review was limited in scope and did not constitute an audit in accordance with generally accepted auditing standards and therefore no opinion was expressed by the Company s certified public accountants.
- (c) In management s opinion all necessary adjustments were made in order to present correctly these interim financial statements.
- (d) In the years ended December 31, 2004 and 2003, the Company incurred net losses of approximately NIS 8 million and NIS 18 million, respectively. In addition, the Company had negative cash flows from operating activities in the amount of approximately NIS 6 million and NIS 9 million, respectively.

The Company s management took steps to strengthen and improve the Company s financial state and its profitability. Those steps included consolidating activities, reducing manpower, reducing salary costs of senior executives and cutting general expenses. Those steps were implemented mainly during the year 2004.

For the three months ended September 30, 2005 the Company had net profit of approximately NIS 1.4 million and positive cash flows from operating activities in the amount of approximately NIS 0.2 million, compared to net losses of approximately NIS 0.6 million and positive cash flows from operating activities of approximately NIS 0.4 million for the three months ended September 30, 2004.

For the nine months ended September 30, 2005 the Company incurred net losses of approximately NIS 0.8 million and had positive cash flows from operating activities in the amount of approximately NIS 0.2 million compared to net losses of approximately NIS 6.4 million and negative cash flows from operating activities in the amount of approximately NIS 7.5 million for the nine months ended September 30, 2004.

In addition, a proportionally consolidated company distributed dividends as detailed in Note 3 (1).

---

*NIS in Thousands***NOTE 1**      **GENERAL** (cont.)(e)      Deregistration and delisting from the NASDAQ SmallCap Market

On August 3, 2005, the Company's board of directors resolved to voluntarily deregister the Company's shares under the Securities Exchange Act of 1934 and to voluntarily delist from the NASDAQ Small Cap Market (currently known as the NASDAQ Capital Market).

The Company's plan to deregister and delist its ordinary shares was made after careful consideration by its board of directors, of the advantages and disadvantages of continuing its share registration in the United States and the rising costs and demands on management time arising in connection with SEC and NASDAQ compliance requirements. The Company's board determined that continuing the Company's listing on the NASDAQ SmallCap Market could not be justified, in light of the low trading volume of the Company's shares on the SmallCap Market and the high costs as a result of recent legislation in the United States.

The Company's board believes that the current burdens associated with being a reporting company under the 1934 Act, including the recent obligations arising under the provisions of the Sarbanes-Oxley Act of 2002 outweighs the advantages of being traded both in the US and in Israel. The board estimates that the deregistration and delisting will achieve a substantial reduction in the Company's annual expenses associated with being a reporting company in the US. In the opinion of the Company's board, the delisting and deregistration will benefit the Company and all of its shareholders, including its US shareholders, who will be able to continue to trade the Company's shares on the Tel-Aviv Stock Exchange.

On August 8, 2005 the Company filed a post-effective amendment to its Registration Statement on Form F-2, which was filed with the SEC late last year in connection with the Standby Equity Distribution Agreement between the Company and Cornell Capital Partners LP.

On September 9, 2005 the Company filed a Form 15 with the SEC thereby suspending its formal obligations for filing annual and other reports with the SEC. The Company will maintain the listing of its shares on the NASDAQ Capital Market for the period of 90 days, or such shorter period until the deregistration of its shares becomes effective, and has undertaken to continue to file reports on a voluntary basis until the delisting of its shares. Following the effectiveness of the Form 15 (which the Company anticipates to occur within no more than 90-days from the filing of the Form 15), the Company will request the delisting of its shares from the NASDAQ Capital Market.

Following the deregistration and delisting, the Company's shares will continue to trade on the TASE and the Company will continue to issue periodic and other reports in accordance with the rules and regulations of the Israeli Securities Authority.

NIS in Thousands

**NOTE 2 SIGNIFICANT ACCOUNTING POLICIES****A. General**

The interim financial statements have been prepared in accordance with generally accepted accounting principles for the preparation of financial statements for interim periods, as prescribed in Accounting Standard No. 14 of the Israel Accounting Standards Board.

**B. Impact of applying Standard No. 19 regarding Taxes on Income for the first time**

Starting on January 1st, 2005, the company applies Standard No. 19 of the Israeli Accounting Standard Board Taxes on Income (hereon the standard ). The standard provides the rules for recording, measuring and presenting of taxes on income in the financial statements.

The major difference set by the standard from the practice used is recording differed taxes on temporary differences in relation with real estate.

Applying the new standard had no material effect on the company s financial statements.

**C. Impact on recently issued Accounting Standards**

1. On July 2005, the Israeli Accounting Standards Board published Standard No. 22 Financial Instruments: Disclosure and Presentation .

The standard provides rules for presenting financial instruments in the financial statements and specifies the proper disclosure required in respect thereto. The standard provides the method for classifying financial instrument or its components as financial liability, financial asset or capital instrument, for classifying the interest, dividends, losses and gains related to those instrum

Other receivables and debit balances	40	-	-	-
--------------------------------------	----	---	---	---

The standard provides that it is to be adopted on a prospective basis. The comparative data presented in the financial statements for periods beginning on the date the standard comes into effect will not be restated.

Applying the new Standard should have no material effect on the company s financial statements.

NIS in Thousands

NOTE 2 SIGNIFICANT ACCOUNTING POLICIES (cont.)

	- 1,811	242	2,093	
Inventories	-	-	-	-
Funds in respect of employee rights upon retirement, net	-	-	-	-
				- 9,372 9,372

C. Impact on recently issued Accounting Standards (cont.)

- In September 2005, the Israeli Accounting Standards Board published Accounting standard No. 24 share-based payment . The standard will apply to financial statements for periods beginning as from January 1, 2006 (effective date) or thereafter.

According to this standard, the company will have to recogniz">

- 563 - 563

Fixed assets, net

&nbspe transactions of share based payment for acquisitions and services in its financial statements. These transactions include transactions with employees or other parties that have to be settled in company s equity instruments, or cash and transactions providing the company or the service and merchandise provider a choice between expulsion in cash or in equity instruments. Simultaneously to recognition of merchandise or services received, financial reports will indicate recognition of increase in equity in case of equity

instruments  
settlement, and  
in liabilities in  
case of cash  
settlement. As  
opposed to the  
prior situation  
of no indication  
what so ever of  
certain types of  
aforementioned  
transactions.

The standard provides requirements of recognition, measurement and disclosure of fair value of the merchandise and services provided in exchange for the equity instrument granted. In particular, requirements of measurement of transactions with employees and other similar service providers, transactions with non-employee parties and transactions measured by fair value of the equity instruments granted. Further more, requirements in case of changes in terms of equity instrument granting were set.

The instructions of the standard should be applied to each share-based payment transactions executed after March 15, 2005 that has not yet vested until the effective date of the standard. Changes in the terms of a share-based payment transaction being settled by means of equity instruments after March 15, 2005 are to be treated in accordance with the instructions of the new standard, even if the standard did not apply to the initial grants which terms were changed. Financial statements for the year 2005 are to be restated in the financial statements for the year 2006, in order to reflect the expenses credited relating to aforementioned granting.

;- - - - - 36,548 36,548 Other assets and deferred <									
Liabilities caused by share based payments expenses transactions that exist on the effective dTR	-	-	-	-	-	564	472	1,036	
VALIGN="BOTTOM"									
BGCOLOR="#CCEEFF">									
	10,874	2,483	-	-	-	6,013	52,580	71,950	

<b>Liabilities</b>									
Short-term bank credits	694	-	656	2,664	1,087	7,854	2,273	15,228	
Trade payables	173	105	599	-	-	3,176	1,800	5,853	
Other payables and credit balances	3,408	-	-	-	-	6,279	646	10,333	
Long-term loans	5,722	-	5,409	-	5,969		-	17,100	
Deferred taxes	-	-	-	-	-	163	-		

Applying the new Standard should have no material effect on the company s financial statements.

RoboGroup T.E.K. Ltd.

Notes to the Financial Statements

*NIS in Thousands***NOTE 2 SIGNIFICANT ACCOUNTING POLICIES (cont.)****D. Following are data regarding the Israeli CPI and the exchange rate of the U.S. dollar:**

As of	Israeli CPI	Exchange rate of one U.S. dollar
	Points (*)	NIS
September 30, 2005	116.5	4.598
September 30, 2004	114.3	4.482
December 31, 2004	114.3	4.308
<b>Change during the period</b>	<b>%</b>	<b>%</b>
September 2005 (nine months)	1.9	6.7
September 2004 (nine months)	1.2	2.4
September 2005 (three months)	1.4	0.5
September 2004 (three months)	(0.2)	(0.3)
December 2004 (12 months)	1.2	(1.6)

(\*)The index on an average basis of 1998 = 100.

**E. 163**

Liability for termination of employee/employer relationship, net	-	-	-	-	-	139	-	139
	9,997	105	6,664	2,664	7,056	17,611	4,719	48,816
<b>Excess of assets (liabilities)</b>	<b>877</b>	<b>2,378</b>	<b>(6,664)</b>	<b>(2,664)</b>	<b>(7,056)</b>	<b>(11,598)</b>	<b>47,861</b>	<b>23,134</b>



**RoboGroup T.E.K. Limited**

***Directors' Report for Nine-Month Period Ended September 30, 2005***

**7. Disclosure regarding consent to peer review**

An instruction published by the Israeli Securities Authority on July 2005, determines an obligation to give disclosure regarding a company's consent to the performance of a peer review that will start a procedure of auditing the work of the auditors. The Company has given its consent to transmitting the relevant documentation in order to perform a sample in connection with the peer review in Israel, subject to confidentiality of the information given to the auditors and prevention of conflict of interests.

**Rafael Aravot**  
**Chairman of the Board and CEO**

**Gideon Messulawin**  
**Director**

Date: November 15, 2005

*Safe Harbor Statement under the U.S. Private Securities Litigation Reform Act of 1995: This report contains forward-looking statements, which express the beliefs and expectations of management. Such statements are based on current plans, estimates and expectations and involve a number of known and unknown risks and uncertainties that could cause the Company's future results, performance or achievements to differ significantly from the results, performance or achievements expressed or implied by such forward-looking statements. Important factors that could cause or contribute to fluctuations in currency, exchange and interest rates, operating results, and other factors that are discussed in the Company's Annual Report on Form 20-F and the Company's other filings with the U.S. Securities and Exchange Commission. Forward-looking statements speak only as of the date on which they are made, and the Company undertakes no obligation to update publicly or revise any forward-looking statements, whether as a result of new information, future developments or otherwise.*

---

---

**RoboGroup T.E.K. Ltd.**

**Interim Consolidated Financial Statements**  
**At September 30, 2005**

---

---

**Financial statements:**

<u>Balance Sheets</u>	2-3
<u>Statement of Operations</u>	4
<u>Statement of Changes in Shareholders' Equity</u>	5-6
<u>Statement of Cash Flows</u>	7-8
<u>Notes to the Financial Statements</u>	9-15

RoboGroup T.E.K. Ltd.

Balance Sheets

*NIS in Thousands*

September, 30		December, 31	
2005	2005	2004	2004
US\$ (K)	NIS (K)	NIS (K)	NIS (K)
Unaudited	Unaudited	Unaudited	Audited
Convenience translation to US dollars	Reported amounts	Reported amounts	

**ASSETS****Current assets**

Cash and cash equivalents	1,572	7,228	7,054	6,957
Short-term investments	13	61	-	99
Trade receivables	3,202	14,722	13,596	15,282

**NOTE TRANSACTION  
3 WITH  
INTERESTED  
RELATED  
PARTIES**

1. The Board of Directors of a proportionally consolidated company approved on March 10, 2005 and on August 15, 2005, distribution of dividends to its shareholders in the amount of NIS 1,725 thousand and NIS 1,800 thousand, respectively. The net dividends received by the Company amounted to NIS 733 thousand and NIS 769 thousand, respectively.

2. In July 2004 the Company entered into a contract with Yaskawa Electric Corporation ( YEC ) for the supply of an e-learning system in consideration of

September, 30

December,  
31

approximately NIS 3.3 million. The system is being supplied gradually during several quarters.

For the period of nine months that ended September 30, 2005, the revenues from this contract were included in the amount of approximately NIS 750 thousand. The remaining differed revenues from this contract amount to approximately NIS 350 thousand.

13

Other receivables and debit balances	628	2,888	2,946	2,093
	2,633	12,108	12,751	9,372

	September, 30		December, 31		
<b>RoboGroup T.E.K. Ltd.</b>					
<b>Notes to the Financial Statements</b>					
<i>NIS in Thousands</i>					
<b>NOTE4 FINANCIAL INFORMATION IN REGARD TO BUSINESS SEGMENTS</b>					
<b>For the nine months ended September 30, 2005</b>					
	<b>Motion Education segment</b>	<b>control for industry</b>	<b>Adjustment</b>	<b>Total</b>	
	<b>NIS (K)</b>	<b>NIS (K)</b>			
	<b>Inventories</b>				
	8,048	37,007	36,347	33,803	
<b>Long-term investments</b>					
Investments in investee and other companies	-	-	15	-	
Funds in respect of employee rights upon retirement, net	185	850	329	563	
			<b>NIS (K)</b>	<b>NIS (K)</b>	
	<b>Reported amounts</b>				
<b>Revenues from customers</b>	34,498	10,940	-		
	185	850	344	563	
<b>Fixed assets</b>	&nbsp;"				
	SIZE=2> 45,438				
<b>Segment operations</b>	685	947	989	2,621	
Non allocated expenses				(2,239)	
Operating profit		7,684	35,329	36,821	36,548
	<b>For the nine months ended September 30, 2005</b>				
	<b>Education segment</b>	<b>Motion control for industry</b>	<b>Adjustment</b>	<b>Total</b>	

	September, 30		December, 31	
	\$ (K)	\$ (K)	\$ (K)	\$ (K)
<b>Revenues from customers</b>				
<b>Other assets and deferred expenses</b>	80	369	690	1,036
	15,997	73,555	74,202	71,950

*The accompanying notes are an integral part of the financial statements.*

RoboGroup T.E.K. Ltd.

Balance Sheets

NIS in Thousands

	September, 30		December, 31		
	2005	2005	2004	2004	
	US\$ (K)	NIS (K)	NIS (K)	NIS (K)	
	Unaudited	Unaudited	Unaudited	Audited	
	Convenience translation to US dollars	Reported amounts	Reported amounts		
<b>LIABILITIES</b>					
<b>Current liabilities</b>					
Credit from banks	3,517	16,172	15,757	15,228	
Trade payables	1,331	6,119	5,533	5,853	
Other payables and credit balances	2,600	11,955	10,790	10,333	
	<u>7,448</u>	<u>34,246</u>	<u>32,080</u>	<u>31,414</u>	
<b>Long-term liabilities</b>					
Loans from banks	7,503	2,379	-	9,882	
	<u>7,503</u>	<u>2,379</u>	<u>-</u>	<u>9,882</u>	
<b>Segment operations</b>		149	206	215	
	3,604	16,571	17,740	17,100	
		Provision for deferred taxes	570	Non allocated expenses	(487)
Operating profit	83				

## For the nine months ended September 30, 2004

	Segment A	Segment B	Segment C	Adjustments	Total
	NIS (K)	NIS (K)	NIS (K)	NIS (K)	NIS (K)
Reported amounts					
Revenues from customers	34,219	7,463	-	-	41,682
Inter segment revenues	-	86	-	(86)	-
	<u>34,219</u>	<u>7,549</u>	<u>-</u>	<u>(86)</u>	<u>41,682</u>
Segment loss	(4,917)	(971)	(524)	-	32
					146 - 163

Edgar Filing: ROBOGROUP TEK LTD - Form 6-K

For the nine months ended September 30, 2004

Liability for termination of  
employee/employer  
relationship, net

41	190	207	139
3,677	16,907	17,947	17,402

**Shareholders' equity**

Share capital	2,479	11,400	11,400	11,400
Capital reserves and premium on shares	9,629	44,273	44,159	